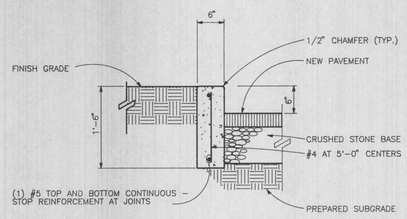

CONCRETE CURB DETAIL

NO SCALE

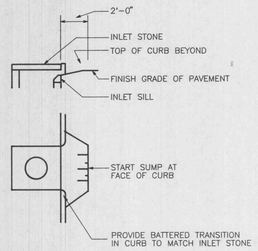

PAVEMENT SUMP AT INLET

NO SCALE

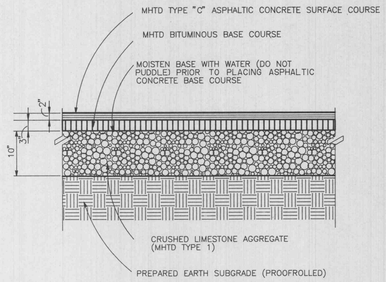

HEAVY DUTY ASPHALTIC CONCRETE PAVEMENT

NO SCALE

COMPACT SUBGRADE TO 95% OR GREATER OF MAX. DRY DENSITY PER ASTM D-1557
COMPACT BASE TO 90% OR GREATER OF RELATIVE DRY DENSITY PER ASTM D-2049

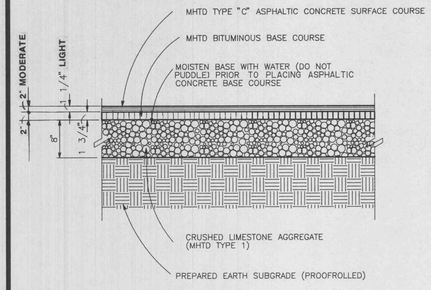

LIGHT DUTY/MODERATE DUTY ASPHALTIC CONCRETE PAVEMENT

NO SCALE

COMPACT SUBGRADE TO 95% OR GREATER OF MAX. DRY DENSITY PER ASTM D-1557
COMPACT BASE TO 90% OR GREATER OF RELATIVE DRY DENSITY PER ASTM D-2049

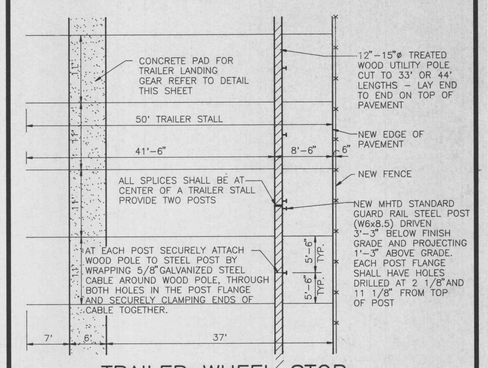

TRAILER WHEEL STOP

NO SCALE

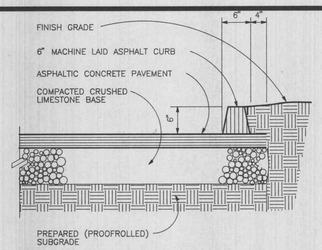

ASPHALTIC CONCRETE CURB

NOTE: IF NEW CURB IS TO BE PLACED ON EXISTING ASPHALTIC CONCRETE PAVEMENT CLEAN AND PREPARE EXISTING SURFACE, AND APPLY TACK COAT PRIOR TO PLACING NEW ASPHALT CURB.

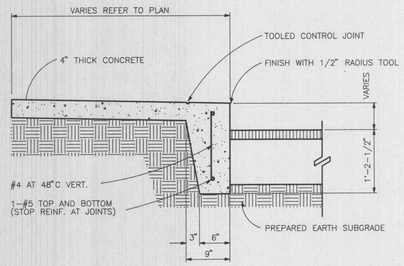

PROVIDE 1/2" PREMOLDED EXPANSION JOINT FILLER AT 60' CENTERS
PROVIDE TOOLED CONTRACTION JOINTS AT 10' C.C.

TURNED DOWN CONCRETE WALK

FOR USE WHEREVER CONCRETE WALK ADJOINS CURB.

NO SCALE

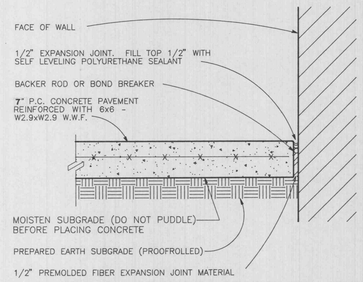

CONCRETE PAVEMENT ISOLATION JOINT @ LOADING AREA

NO SCALE

PROVIDE TOOLED CONTRACTION JOINTS @ 10' C.C. EACH WAY

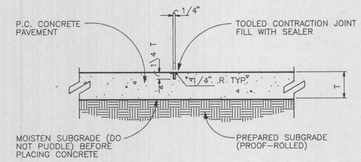

TOOLED CONTRACTION JOINT

NO SCALE

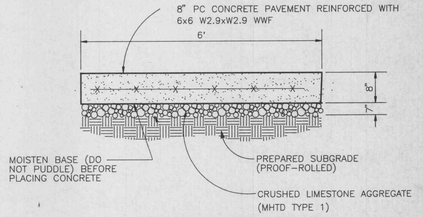

CONCRETE PAD FOR TRAILER LANDING GEAR

NO SCALE

PROVIDE TOOLED CONTRACTION JOINTS AT 6' CENTERS
PROVIDE EXPANSION JOINTS AT 60' CENTERS

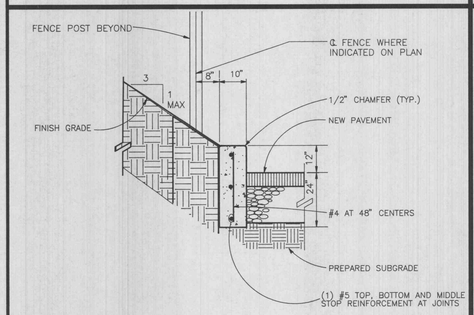

CONCRETE RETAINING CURB

NO SCALE

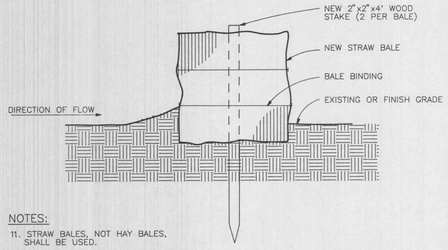

NOTES:

1. STRAW BALES, NOT HAY BALES, SHALL BE USED.
2. BUTT ENDS OF BALES TIGHTLY TOGETHER
3. INSTALL BALES WITH BINDING AROUND SIDES, NOT TOP AND BOTTOM.
4. FILL ANY GAP BETWEEN BALES BY WEDGING LOOSE STRAW BETWEEN THEM.

SEDIMENT BARRIER

NO SCALE

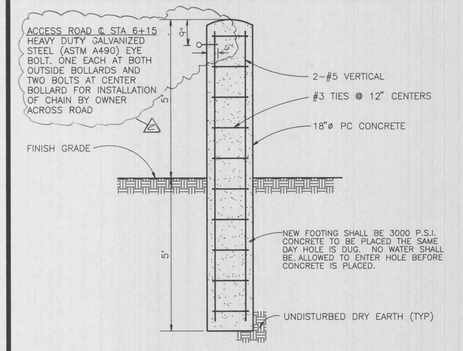

18"ø PROTECTIVE BOLLARD

NO SCALE

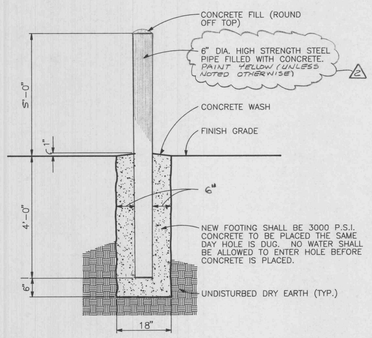

PROTECTIVE STEEL POST

NO SCALE

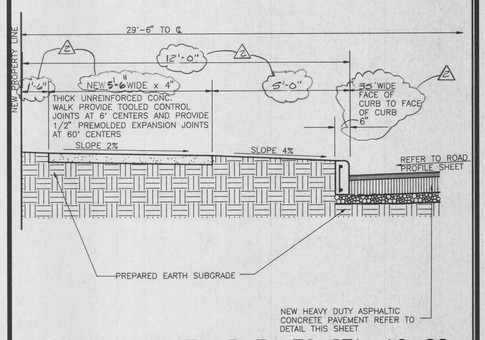

ACCESS DRIVE STA. 5+74 TO STA. 10+82

NO SCALE

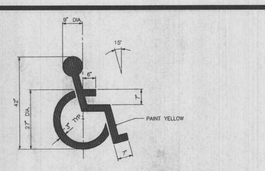

PAINTED HANDICAPPED PARKING SYMBOL

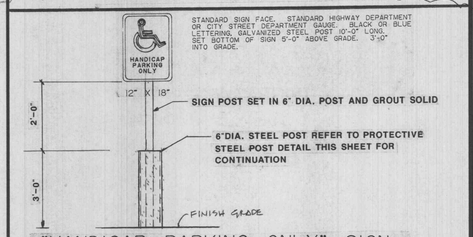

STANDARD SIGN FACE. STANDARD HIGHWAY DEPARTMENT OR CITY STREET DEPARTMENT GAUGE. BLACK OR BLUE LETTERING. GALVANIZED STEEL POST 10'-0" LONG. SET BOTTOM OF SIGN 5'-0" ABOVE GRADE. 3'±0" INTO GRADE.

"HANDICAP PARKING ONLY" SIGN

NO SCALE

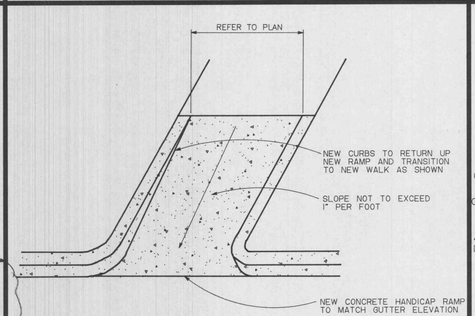

CONCRETE HANDICAP RAMP

NO SCALE

NEW RAMP SHALL HAVE BROOM SWEPT FINISH

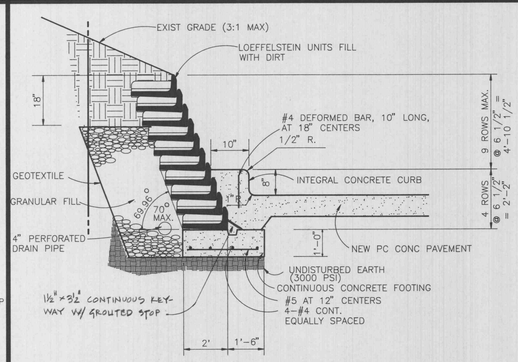

LOFFELSTEIN WALL AT LOADING AREA

NO SCALE

GENERAL
LOFFELSTEIN PRECAST CONCRETE UNITS ARE AVAILABLE FROM SEAGREN INDUSTRIES, INC., 11901 OLIVE BOULEVARD. SUITE 317, ST. LOUIS, MO 63141 (314) 432-2234

DRAINAGE SYSTEM

A. GRANULAR FILL WITHIN THE DRAIN FILTER AREA SHALL BE FREE DRAINING 1" OR 3/4" CRUSHED LIMESTONE.

B. 4" PERFORATED DRAIN PIPE - "ADS GREEN STRIPE" BY ADVANCE DRAINAGE SYSTEMS INC. PIPE SHALL BE JOINED WITH CORRUGATED POLYETHYLENE PIPE COUPLINGS ADS 411. INSTALL WITH PERFORATION DOWNWARD.

C. CONNECT PERFORATED DRAINPIPE TO SOLID 4" PVC (SCHEDULE 40) AND DRAIN TO DAYLIGHT AT 1.00% MIN. SLOPE.

D. PROVIDE CLEANOUTS FOR THE DRAIN PIPE AT ALL CHANGES IN DIRECTION.

E. GEOTEXTILE FABRIC SHALL BE MIRAFI 140 N.

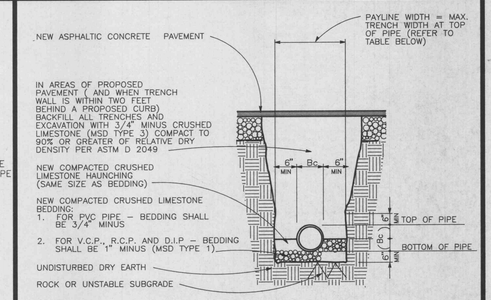

TYPICAL TRENCH SECTION

NO SCALE

1. TRENCHES BEHIND CURBS SHALL BE BACKFILLED WITH ROCK TO WITHIN 12" OF SURFACE. REMAINING TRENCH SHALL BE FILLED W/6" CLEAN TOPSOIL ON 6" CLEAN EARTH BACKFILL.
2. BACKFILL IN TRENCHES WHICH ARE NOT IN AREAS OF (OR NOT WITHIN TWO FEET OF) PAVING SHALL CONSIST OF SELECTED JOB-EXCAVATED EARTH THOROUGHLY COMPACTED WITH SUITABLE MECHANICAL TAMPERS. NO WATER JETTING ALLOWED

INSIDE DIAMETER OF PIP (INCHES)	PAYLINE WIDTH OF TRENCH (INCHES)	INSIDE DIAMETER OF PIPE (INCHES)	PAYLINE WIDTH OF TRENCH (INCHES)
4,6,8,12	28		
15	32		
18	35		
21	39		
24	42		

STATE OF MISSOURI
ROBERT J. POLK
E-23022
REGISTERED PROFESSIONAL ENGINEER

REVISIONS

NO.	DATE	DESCRIPTIONS
2	10-19-92	VENDOR
1	11-18-92	PER VENDOR

PHOTOGRAPHIC STUDIO WAREHOUSE
VENTURE STORES INCORPORATED
#1835 EAST TERRA
CITY OF O'FALLON, MISSOURI

Farnsworth Reinhardt Polk, Inc.

architects & engineers
144 W. Lockwood Ave.
St. Louis, Mo. 63119
Phone: (314)962-7900
Fax: (314)962-1253

TITLE: SITE DETAILS

DATE: 9-18-92

PROJECT NO: 92106.1

SHEET: C-4