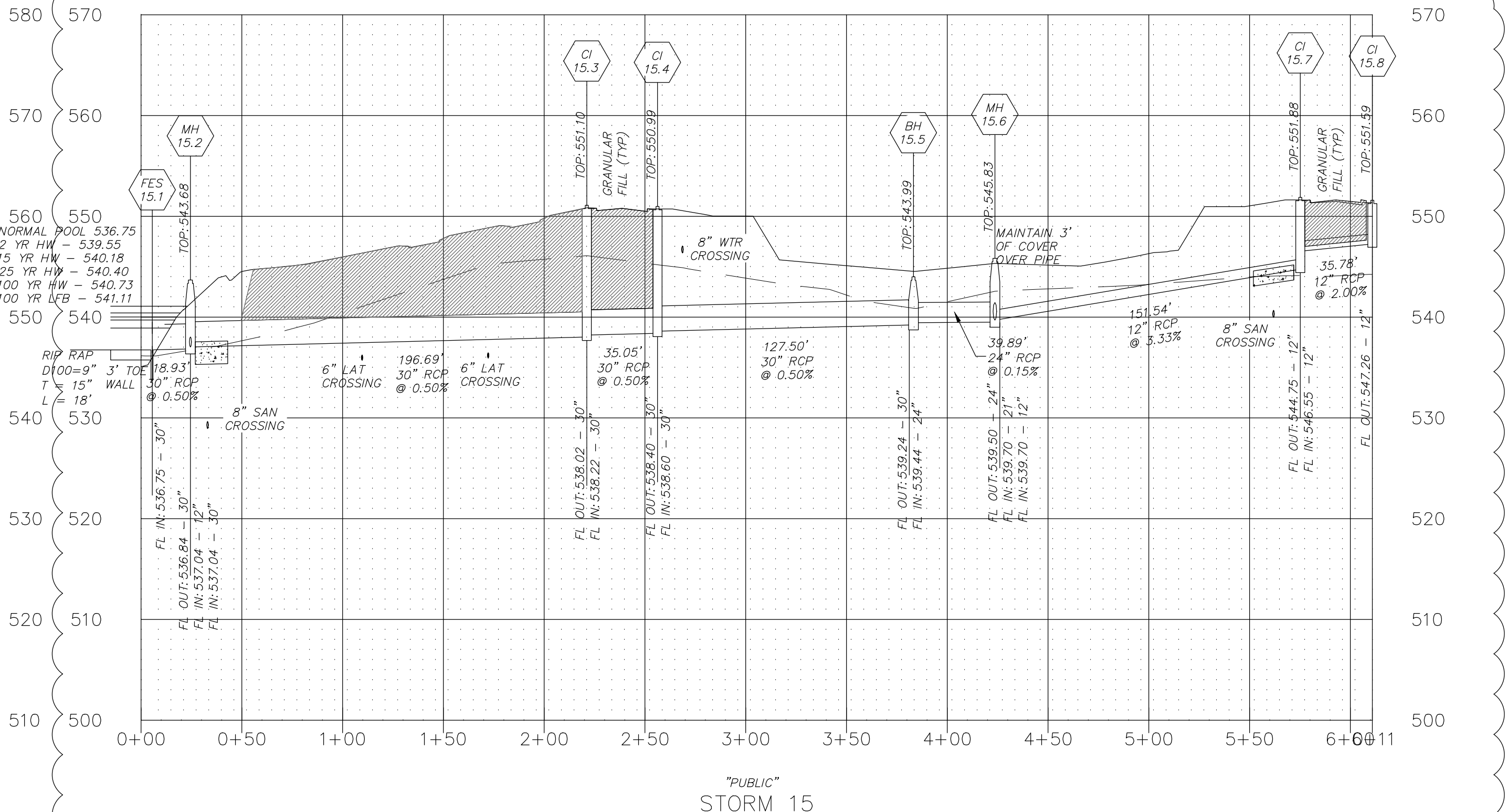
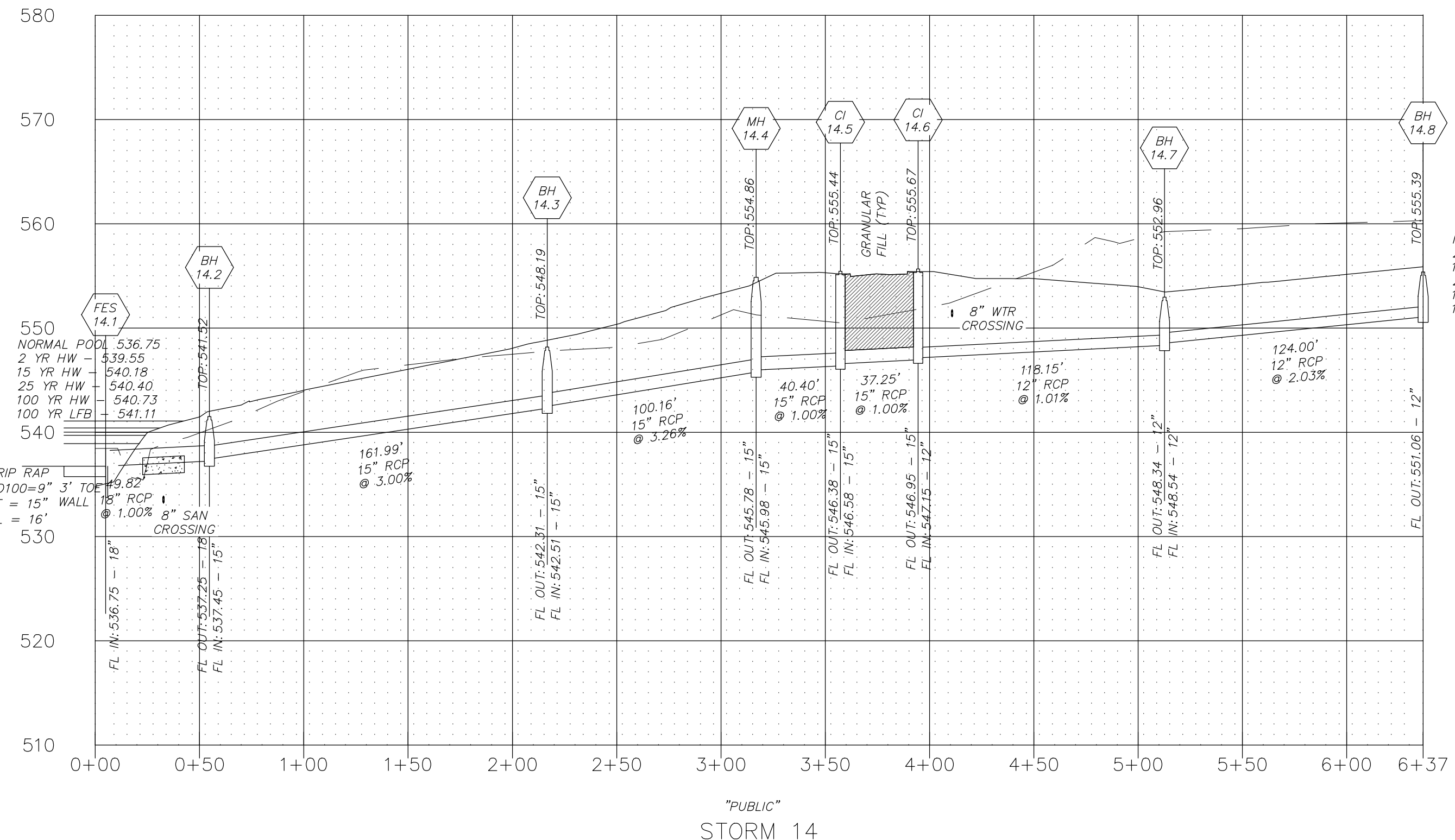
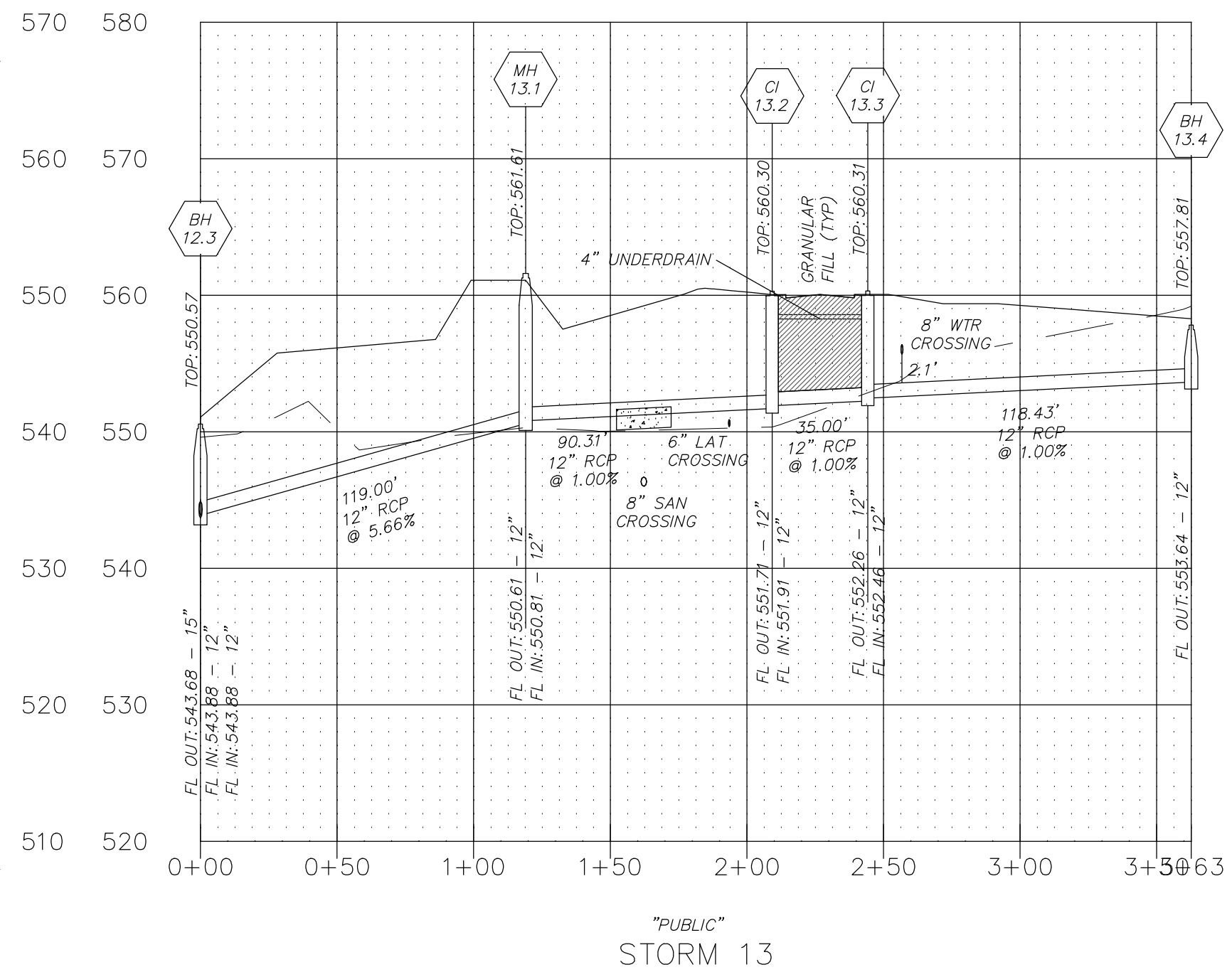
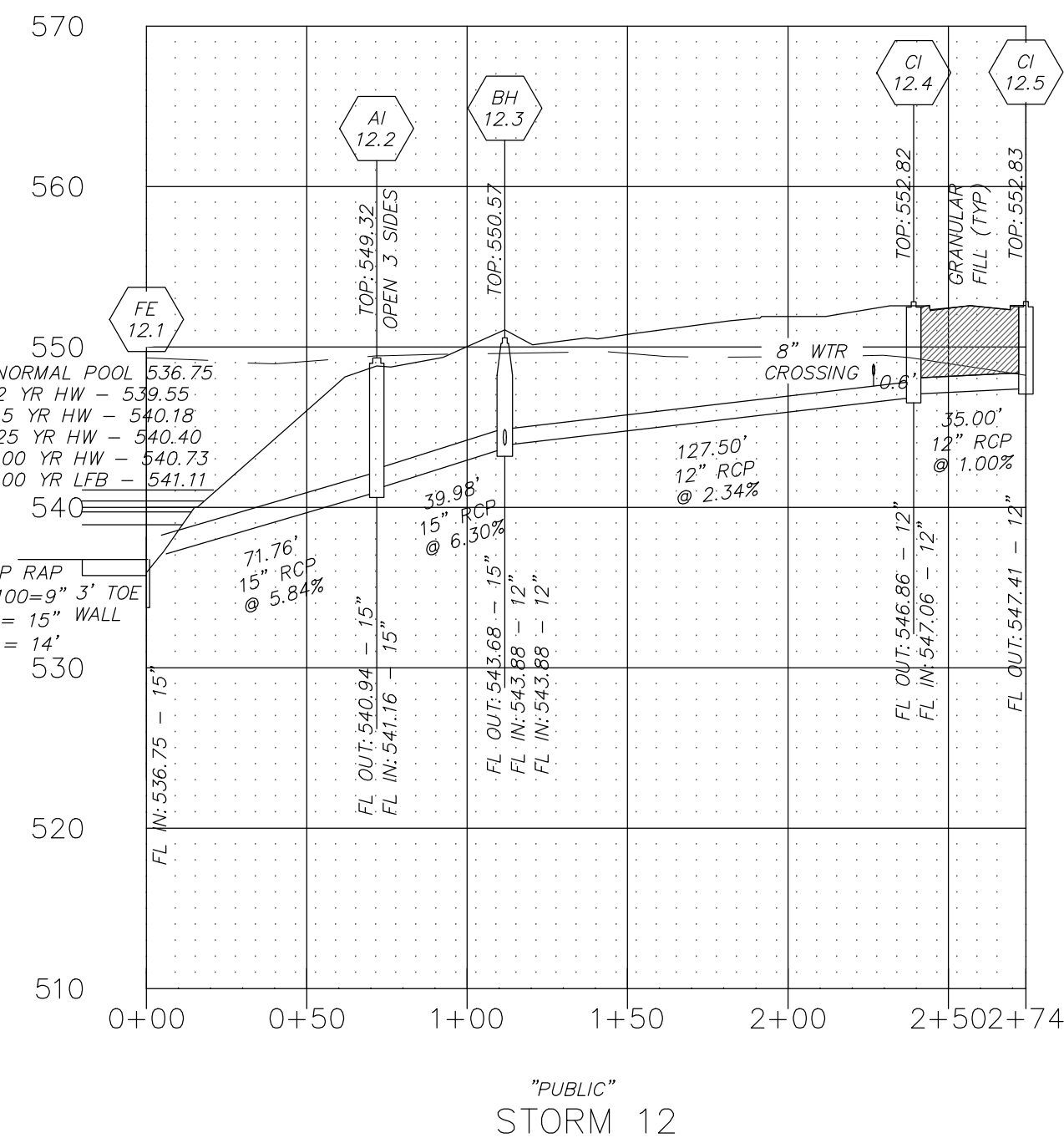


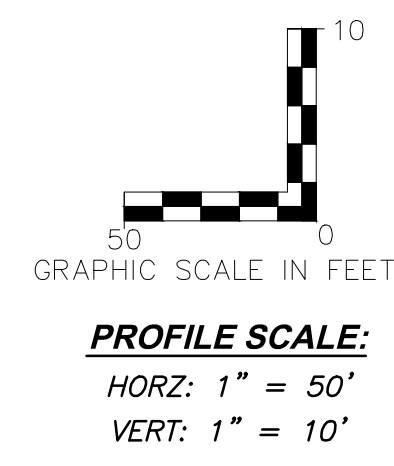
\\PFS-585201\Projects\14055\MCH00\Design\OUTPUT\Improvement Plans\REVISED PHASE A\08-14055 STORM PROFILES.dwg



LEGEND:
 AI - AREA INLET
 DAI - DOUBLE AREA INLET
 BH - BEE HIVE GRATE INLET
 CI - CURB INLET
 FE - FLARED END SECTION
 MH - MANHOLE

TOP ELEVATION:
 AI - TOP OF INLET STONE
 DAI - TOP OF INLET STONE
 BH - TOP OF THE INLET FRAME (R-2560-D5)
 CI - TOP OF INLET STONE
 MH - TOP OF FRAME AND COVER

NOTES:
 ALL SANITARY LATERAL AND SANITARY MAINS CROSSING UNDER PAVEMENT, IF TRENCHED, SHALL BE BACKFILLED WITH GRANULAR MATERIAL (AGGREGATE) AND COMPACTED.
 IF THE STORM AND SANITARY SEWERS ARE PARALLEL AND IN THE SAME TRENCH OR OVERDRI, THE UPPER SHALL BE PLACED ON A SHELF AND THE LOWER SHALL BE BEDDED IN COMPACTED GRANULAR FILL TO THE FLOW LINE OF THE UPPER.
 WHEN STORM SEWERS PIPES WHICH CROSS OVER EXISTING OR PROPOSED SANITARY SEWER OR WATER MAIN TRENCH, PROVIDE COMPACTED GRANULAR BACKFILL FROM THE TOP OF THE SANITARY SEWER OR WATER MAIN T TO THE BOTTOM OF THE STORM SEWER AND CONSTRUCT CONCRETE CRADLE TO THE RCP STORM SEWER PIPE AND CONCRETE ENCASE HDPE STORM SEWER PIPE WHEN IT IS MORE THAN 18 INCHES ABOVE THE SANITARY SEWER ACROSS THE FULL WIDTH OF THE TRENCH. WHEN THE STORM SEWER IS LESS THAN 18" SEPARATION, BOTH PIPES ARE TO BE ENCASED IN CONCRETE. PROVIDE TWENTY (20) FEET OF DUCTILE IRON PIPE WHERE THE SANITARY SEWER CROSSES OVER THE STORM SEWER TRENCH.
 ALL STORM SEWERS MUST MAINTAIN A MINIMUM OF 36" COVER OVER THE TOP OF PIPE.
 ONE FULL SECTION OF WATER PIPE SHALL BE CENTERED OVER THE TRENCH AT ALL WATER MAIN CROSSINGS.



PROJECT TITLE
 IMPROVEMENT PLANS
 THE VILLAGES AT
 MONTRACHET (REVISED)

STORM PROFILES
 PFS No. 14055\MCH000R
 TASK 017 FIELD BOOK 1476

PICKETT, RAY & SILVER INC
 CIVIL ENGINEERING, LAND SURVEYING,
 AND NATURAL RESOURCES SERVICES

St. Peters
 22 Richmond Center Court
 St. Peters, MO 63376
 Phone (636) 397-1211 Fax (636) 397-1104
 www.prs.com 1-800-708-3818

ENGINEER'S AUTHENTICATION
 THE RESPONSIBILITY FOR PROFESSIONAL ENGINEERING LIABILITY ON THIS PROJECT IS LIMITED TO THE SET OF PLANS AUTHENTICATED BY THE SEAL, SIGNATURE, AND DATE HEREON ATTACHED. RESPONSIBILITY IS DISCLAIMED FOR ALL OTHER ENGINEERING PLANS PROVIDED IN THIS PROJECT AND SPECIFICALLY EXCLUDES REVISIONS AFTER THIS DATE UNLESS AUTHENTICATED.

PICKETT, RAY & SILVER, INC. MO LICENSE #00000000

Karl Anthony Schoenke
 KARL ANTHONY SCHOENKE
 NUMBER PE-2003015039
 PROFESSIONAL ENGINEER
 09/28/16

ELECTRONIC SEAL
 KARL A. SCHOENKE, P.E.
 PROFESSIONAL ENGINEER LICENSE 2003015039

Developer / Owner Information
 MONTRACHET DEVELOPMENT LLC
 218 Chesterfield Towne Centre
 Chesterfield, Missouri 63005
 Phone: 636-530-6900

P+Z No. 15-15.01
City No. 15-742-SP
Page No. STORM PROFILES
 36 of 63