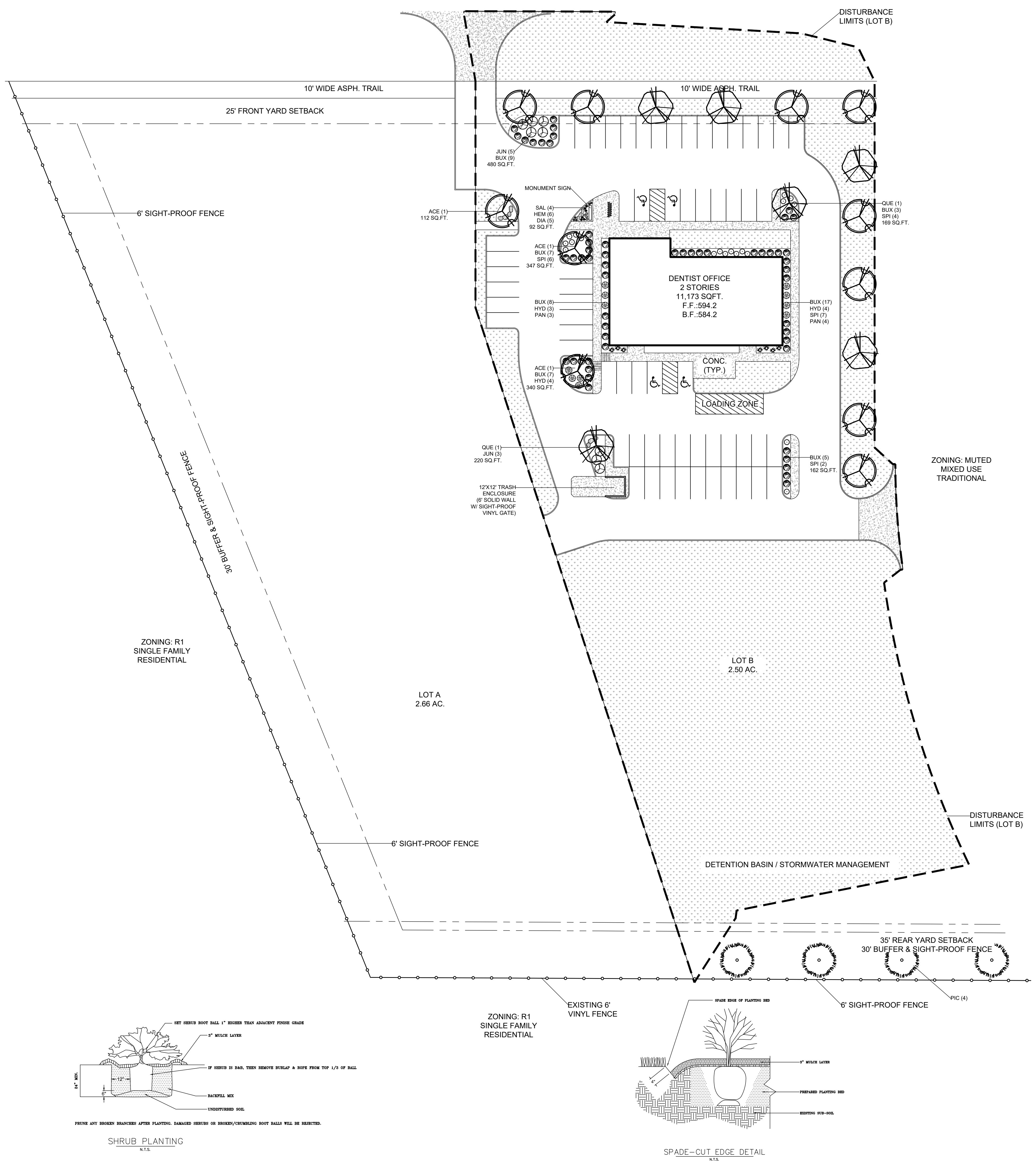
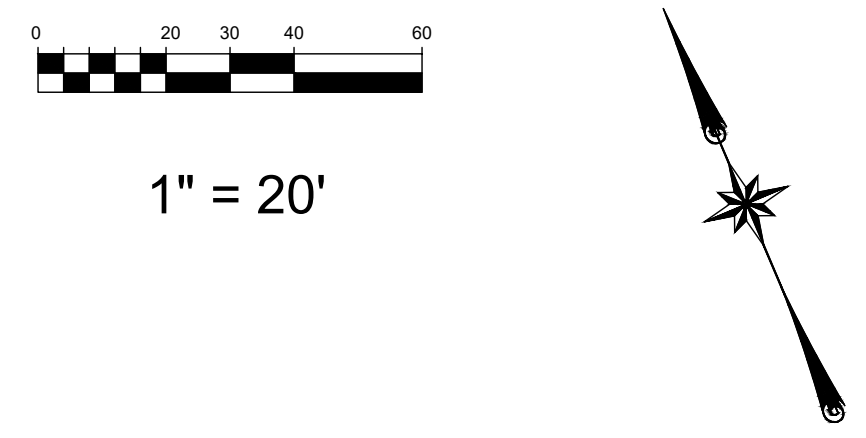


LANDSCAPE PLAN



Elevate Outdoor LLC.
1112 Bryan Road
O'Fallon, MO 63366
636-946-1313
www.elevate-outdoor.com



LANDSCAPE INSTALLATION NOTES:

- GENERAL:**
-Landscape contractor is responsible for coordinating work with general contractor to ensure the landscape scope of work doesn't interfere with existing or built conditions. They should note any discrepancies to the general contractor.
-Landscape contractor is responsible for verifying the location of underground utilities by calling their local utility marking service.
-All plant material should be inspected by Landscape Contractor prior to installation to determine overall appearance and condition. Plant material that is damaged or has clear signs of stress should be rejected.
-Quantities of material shown on plan take precedence over the specification list or legend.
- PLANTING:**
-If plant substitutions are required, Landscape Contractor is responsible for submitting recommendations to the client or client's representative.
-When excavating for plant pits, any excess rock or building material should be removed and replaced with specified soil mix backfill.
-All plant tags should be removed from material by landscape contractor.
-All planting beds should receive a minimum 3" deep layer of shredded hardwood mulch, unless otherwise noted.
-Edge all beds with a spade cut edge unless otherwise noted.
-All backfill around plant material rootballs should receive a soil mix of 4 parts (pulverized) topsoil to 1 part fine, organic compost.
-All wire baskets and stakes should be removed during planting.
-Cut and remove top half of burlap around rootballs and cut and remove any twine around trunk or root flare.
-All stakes and guy wires and tree wrap are to be removed no more than 1 year after installation.

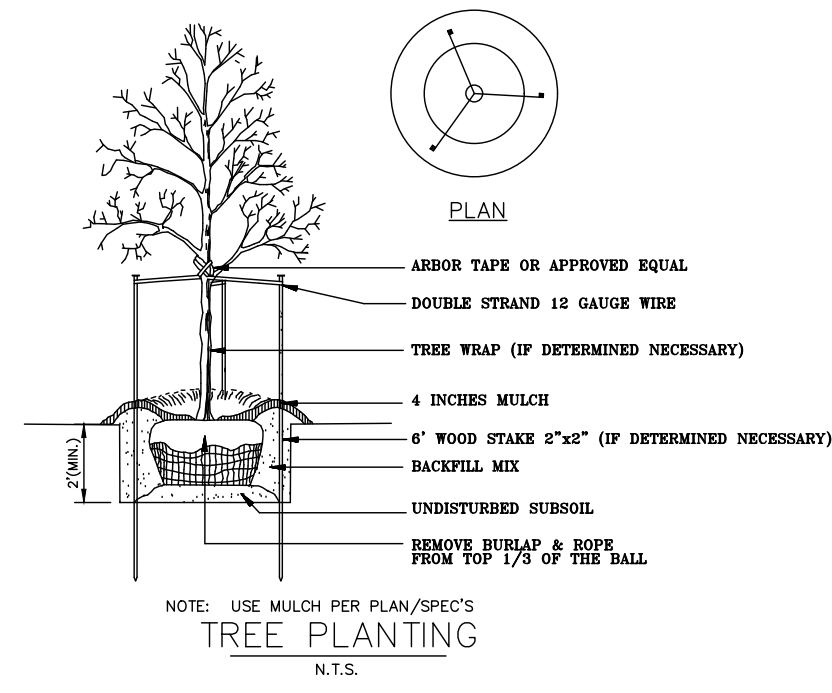
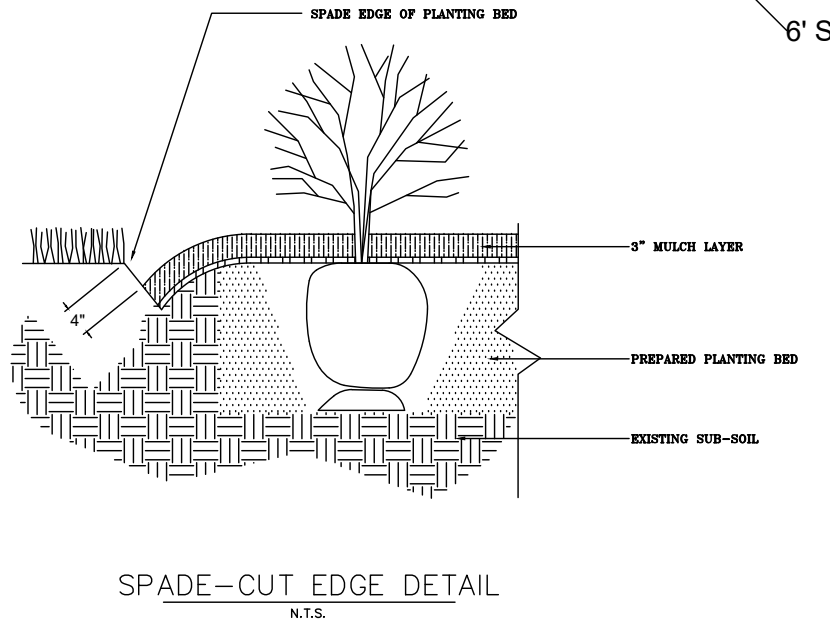
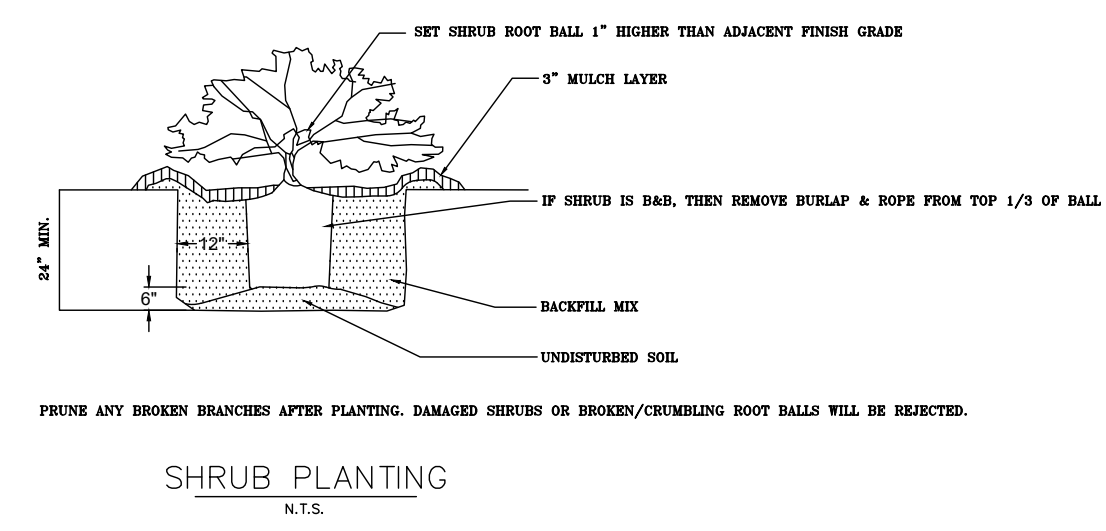
PLANT SCHEDULE

TREES	QTY	COMMON NAME / BOTANICAL NAME	SIZE
PIC	4	Picea Abies - Spruce 'Norway'	6'
QUE	6	Quercus rubra - Oak 'Northern Red'	2"
ACE	11	Acer x freemanii 'Jeffersred' - Maple 'Autumn Blaze'	2"
SHRUBS	QTY	COMMON NAME / BOTANICAL NAME	SIZE
JUN	8	Juniperus x pfitzeriana 'Sea Green'	#5
BUX	56	Buxus x 'Green Velvet' - Boxwood 'Green Velvet'	#5
HYD	11	Hydrangea paniculata - Hydrangea 'Bobo'	#3
SPI	18	Spirea japonica	#3
PAN	7	Panicum virgatum 'Heavy Metal' - Switchgrass 'Heavy Metal'	#3
PERNNIALS	QTY	COMMON NAME / BOTANICAL NAME	SIZE
SAL	4	Salvia x sylvestris 'May Night' - Salvia 'May Night'	#1
DIA	5	Dianthus x 'Wp20 Ppa01' - Dianthus 'Fire Star'	#1
HEM	6	Hemerocallis 'Happy Returns' - Daylily 'Happy Returns'	#1

- LANDSCAPE REQUIREMENTS:**
- PLANTING REQUIREMENTS WITHIN PARKING AREAS:**
- NOT LESS THAN 6% OF THE INTERIOR OF A PARKING LOT SHALL BE LANDSCAPED.
63 TOTAL PARKING SPACES X 270 = 17,010 SQFT.
17,010 SQFT. X .06% = 1,021 SQFT. REQUIRED
1,922 SQ.FT. PROVIDED
- STREET TREES:** NORTH FRONTAGE = 222' / 40 = 6 STREET TREES
EAST FRONTAGE = 233' / 40 = 6 STREET TREES
- BUFFERYARD: COMMERCIAL ZONING**
- FOR EVERY 100 LINEAR FEET OF FRONTAGE REQUIRES 2 PLANT UNITS AND A 6' HIGH SIGHT-PROOF FENCE
198 LINEAR FEET OF FRONTAGE = 4 PLANT UNITS REQUIRED
4 PLANT UNITS PROVIDED

PLANT LEGEND:

	SPRUCE 'NORWAY'
	OAK 'NORTHERN RED'
	MAPLE 'AUTUMN BLAZE'
	JUNIPER 'SEA GREEN'
	BOXWOOD 'GREEN VELVET'
	HYDRANGEA 'BOBO'
	SPIREA, JAPONICA
	SWITCH GRASS 'HEAVY METAL'
	SALVIA 'MAY NIGHT'
	DIANTHUS 'FIRE STAR'
	DAYLILY 'HAPPY RETURNS'



The Villages At Montrachet
West Commercial
O'Fallon, Missouri 63366

This drawing is conceptual and is only to be used as a guide for construction. The completed project may differ from this plan in appearance and dimension.

This drawing is the instrument of service and the intellectual property of Elevate Outdoor LLC. This plan is not to be reproduced, changed, or copied in any matter, nor is it to be assigned to any third party. Use of this plan or any of its elements without written permission and consent of Elevate Outdoor LLC is expressly prohibited.

Drawing Completed:

7-22-2024
7-31-2024
11-5-2024
11-26-2024

Landscape Plan