



ISSUE	DATE	REMARKS
2	5/11/05	REVISED PER CITY COMMENTS
3	7/29/05	REVISED PER CITY COMMENTS

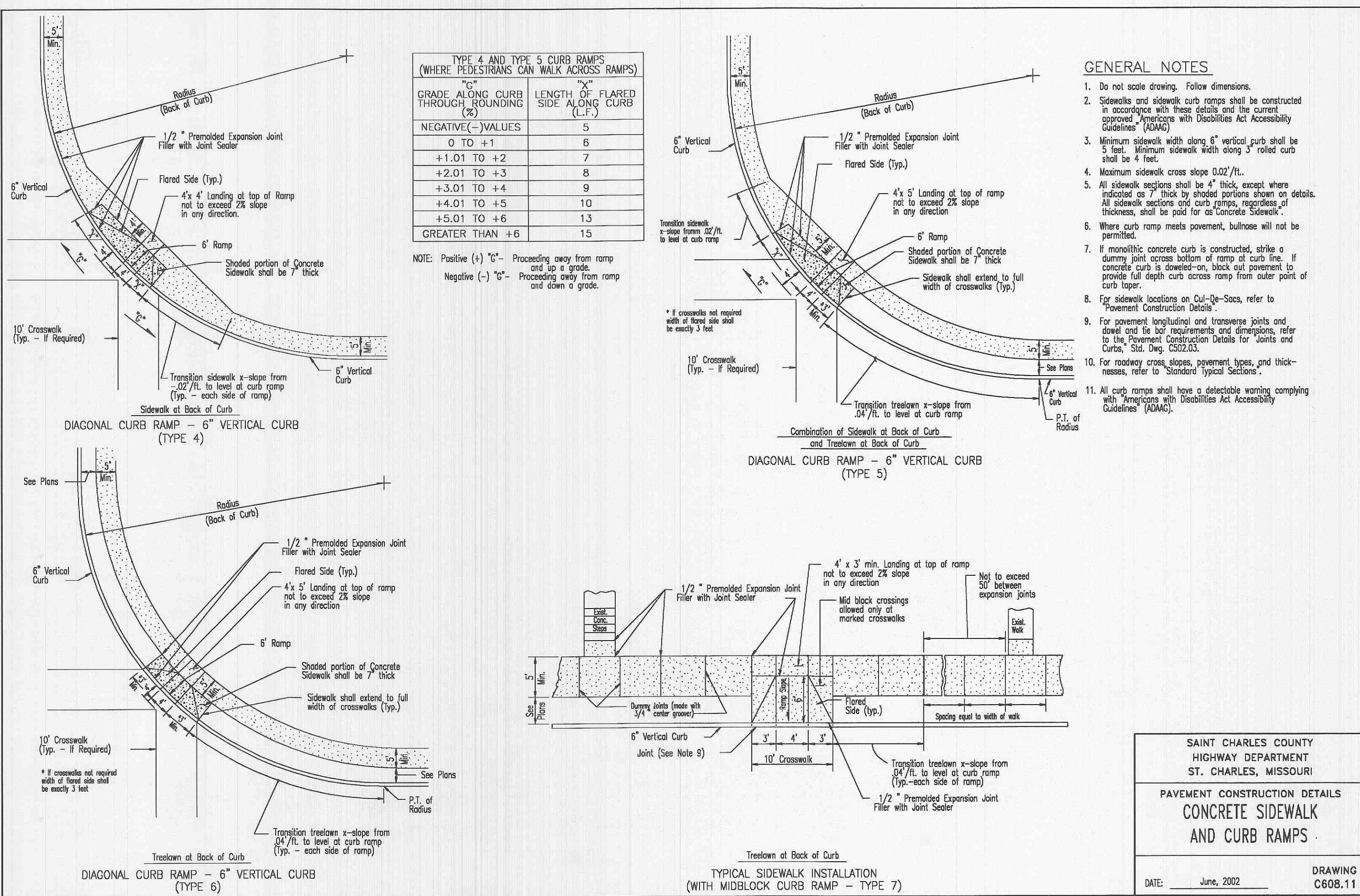
PREPARED BY:
LIBERTY ENGINEERING, LLC
 P.O. Box 2 - Coatesville, MO 63308
 Phone: (636) 244-2353
 RESIDENTIAL - COMMERCIAL - MUNICIPAL

PREPARED FOR:
KAPLAN DEVELOPMENT, LLC
 P.O. BOX 340
 ST. PETERS, MO 63376
 (636) 546-8591

PROJECT:
WABASH AVENUE ROAD IMPROVEMENTS
 CONSTRUCTION DETAILS

PROJECT NO:
04021-00

DESIGNED BY:
 DRAWN BY:
 CHECKED BY:
 SHEET NO. OF
12 12

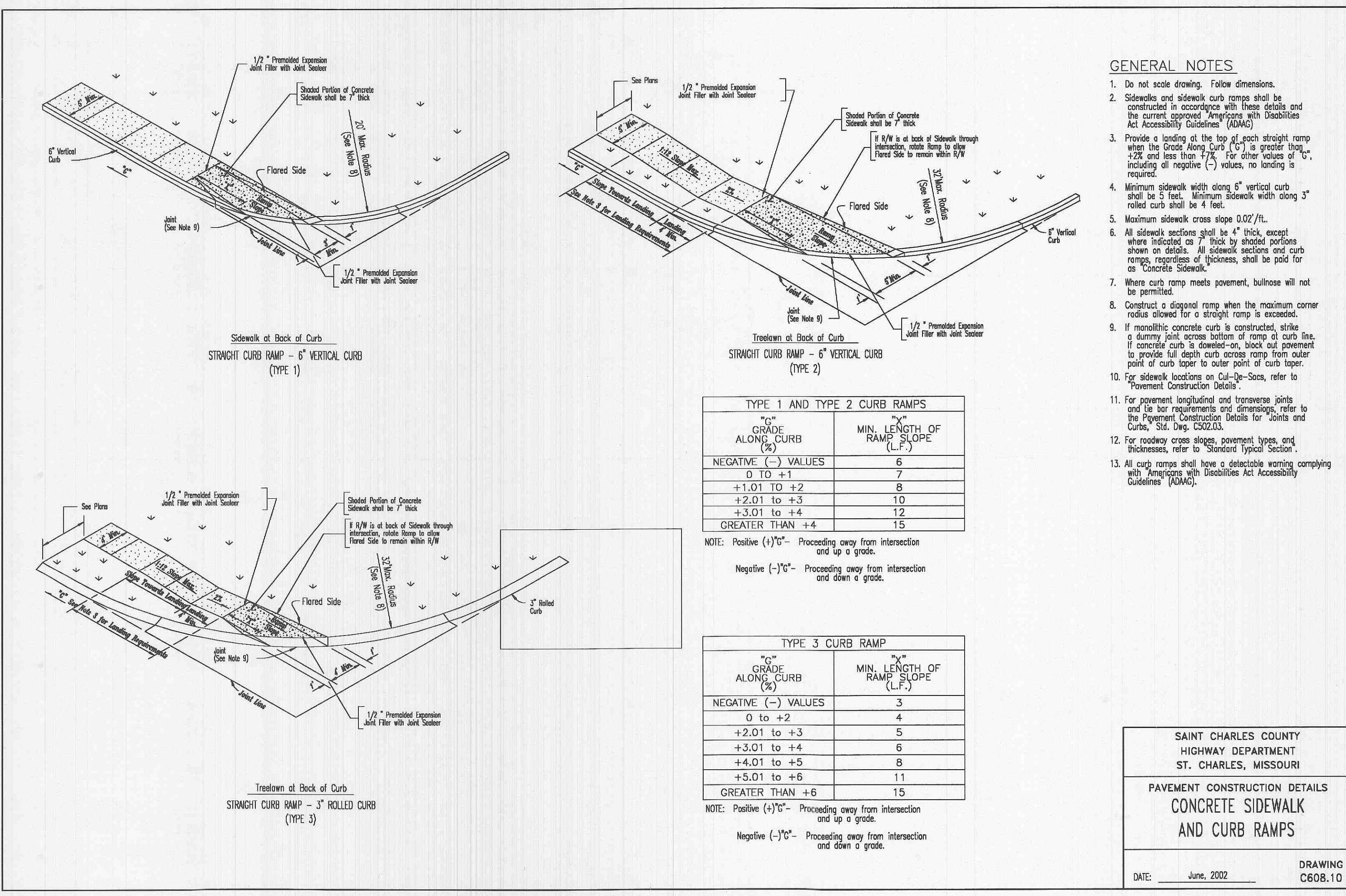


- GENERAL NOTES**
- Do not scale drawing. Follow dimensions.
 - Sidewalk and sidewalk curb ramps shall be constructed in accordance with these details and the current approved Americans with Disabilities Act Accessibility Guidelines (ADAAG).
 - Minimum sidewalk width along 6" vertical curb shall be 5 feet. Minimum sidewalk width along 3" rolled curb shall be 4 feet.
 - Maximum sidewalk cross slope 0.02%/ft.
 - All sidewalk sections shall be 4" thick, except where indicated as 7" thick by shaded portions shown on details. All sidewalk sections and curb ramps, regardless of thickness, shall be paid for as Concrete Sidewalk.
 - Where curb ramp meets pavement, bullnose will not be permitted.
 - If monolithic concrete curb is constructed, strike a dummy joint across bottom of ramp at curb line. If concrete curb is doweled-on, block out pavement to provide full depth curb across ramp from outer point of curb taper.
 - For sidewalk locations on Cal-De-Sacs, refer to "Pavement Construction Details".
 - For pavement longitudinal and transverse joints and dowel and tie bar requirements and dimensions, refer to the "Pavement Construction Details for Joints and Curbs", Std. Detg. C502D.3.
 - For roadway cross slopes, pavement types, and thicknesses, refer to "Standard Typical Sections".
 - All curb ramps shall have a detectable warning complying with Americans with Disabilities Act Accessibility Guidelines (ADAAG).

SAINT CHARLES COUNTY
 HIGHWAY DEPARTMENT
 ST. CHARLES, MISSOURI

PAVEMENT CONSTRUCTION DETAILS
CONCRETE SIDEWALK AND CURB RAMPS

DATE: June, 2002 DRAWING: C608.11

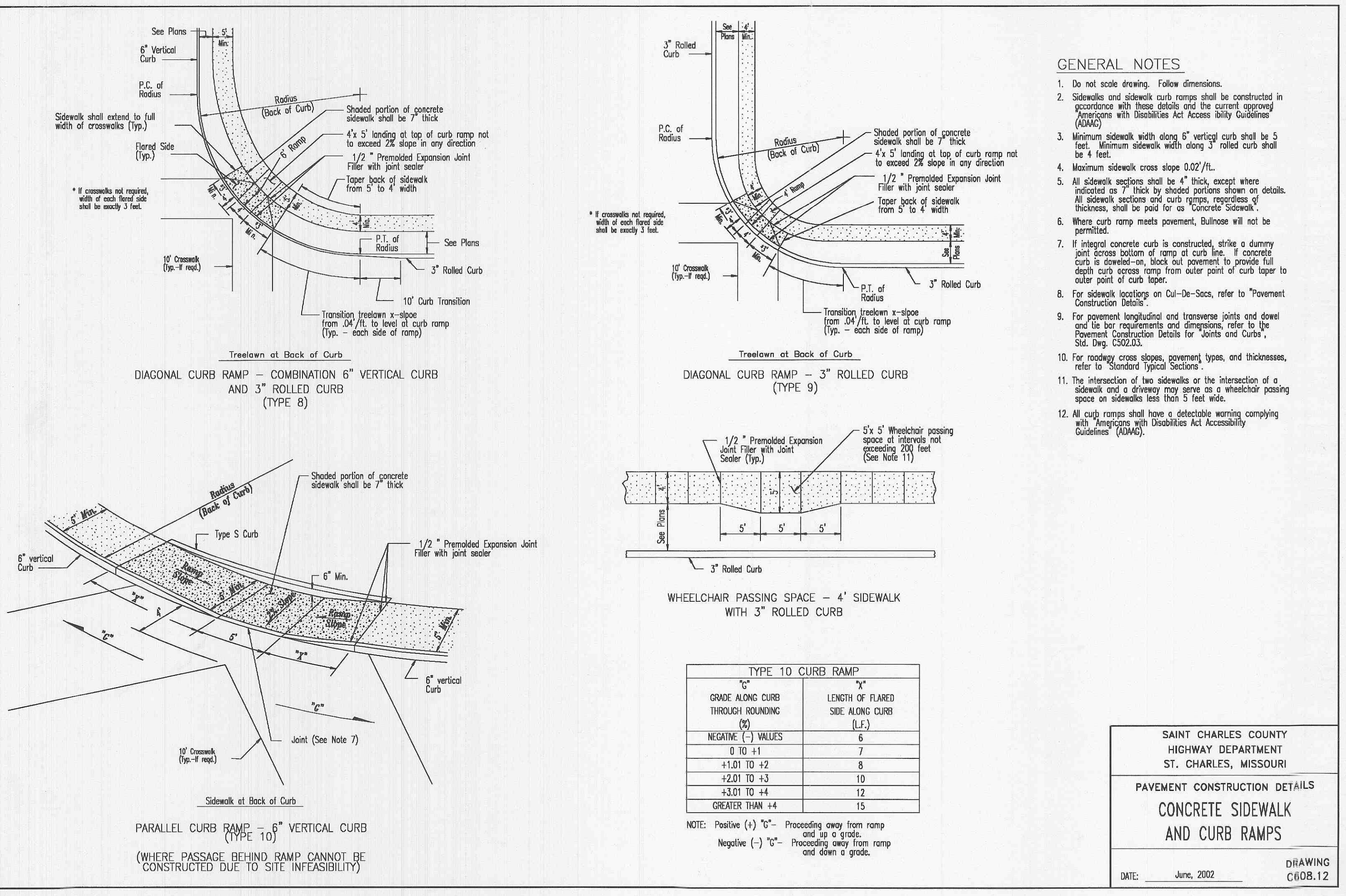


- GENERAL NOTES**
- Do not scale drawing. Follow dimensions.
 - Sidewalk and sidewalk curb ramps shall be constructed in accordance with these details and the current approved Americans with Disabilities Act Accessibility Guidelines (ADAAG).
 - Provide a landing at the top of each straight ramp when the cross slope (C) is greater than +2% and less than 1/4%. For other values of C, including all negative (-) values, no landing is required.
 - Minimum sidewalk width along 6" vertical curb shall be 5 feet. Minimum sidewalk width along 3" rolled curb shall be 4 feet.
 - Maximum sidewalk cross slope 0.02%/ft.
 - All sidewalk sections shall be 4" thick, except where indicated as 7" thick by shaded portions shown on details. All sidewalk sections and curb ramps, regardless of thickness, shall be paid for as Concrete Sidewalk.
 - Where curb ramp meets pavement, bullnose will not be permitted.
 - Construct a diagonal ramp when the maximum corner radius allowed for a straight ramp is exceeded.
 - If monolithic concrete curb is constructed, strike a dummy joint across bottom of ramp at curb line. If concrete curb is doweled-on, block out pavement to provide full depth curb across ramp from outer point of curb taper to outer point of curb taper.
 - For sidewalk locations on Cal-De-Sacs, refer to "Pavement Construction Details".
 - For pavement longitudinal and transverse joints and dowel and tie bar requirements and dimensions, refer to the "Pavement Construction Details for Joints and Curbs", Std. Detg. C502D.3.
 - For roadway cross slopes, pavement types, and thicknesses, refer to "Standard Typical Sections".
 - All curb ramps shall have a detectable warning complying with Americans with Disabilities Act Accessibility Guidelines (ADAAG).

SAINT CHARLES COUNTY
 HIGHWAY DEPARTMENT
 ST. CHARLES, MISSOURI

PAVEMENT CONSTRUCTION DETAILS
CONCRETE SIDEWALK AND CURB RAMPS

DATE: June, 2002 DRAWING: C608.10



- GENERAL NOTES**
- Do not scale drawing. Follow dimensions.
 - Sidewalk and sidewalk curb ramps shall be constructed in accordance with these details and the current approved Americans with Disabilities Act Accessibility Guidelines (ADAAG).
 - Minimum sidewalk width along 6" vertical curb shall be 5 feet. Minimum sidewalk width along 3" rolled curb shall be 4 feet.
 - Maximum sidewalk cross slope 0.02%/ft.
 - All sidewalk sections shall be 4" thick, except where indicated as 7" thick by shaded portions shown on details. All sidewalk sections and curb ramps, regardless of thickness, shall be paid for as Concrete Sidewalk.
 - Where curb ramp meets pavement, bullnose will not be permitted.
 - If integral concrete curb is constructed, strike a dummy joint across bottom of ramp at curb line. If concrete curb is doweled-on, block out pavement to provide full depth curb across ramp from outer point of curb taper to outer point of curb taper.
 - For sidewalk locations on Cal-De-Sacs, refer to "Pavement Construction Details".
 - For pavement longitudinal and transverse joints and dowel and tie bar requirements and dimensions, refer to the "Pavement Construction Details for Joints and Curbs", Std. Detg. C502D.3.
 - For roadway cross slopes, pavement types, and thicknesses, refer to "Standard Typical Sections".
 - The intersection of two sidewalks or the intersection of a sidewalk and a driveway may serve as a wheelchair passing space on sidewalks less than 5 feet wide.
 - All curb ramps shall have a detectable warning complying with Americans with Disabilities Act Accessibility Guidelines (ADAAG).

SAINT CHARLES COUNTY
 HIGHWAY DEPARTMENT
 ST. CHARLES, MISSOURI

PAVEMENT CONSTRUCTION DETAILS
CONCRETE SIDEWALK AND CURB RAMPS

DATE: June, 2002 DRAWING: C608.12