CONCRETE SIDEWALK DETAIL

NOT TO SCALE

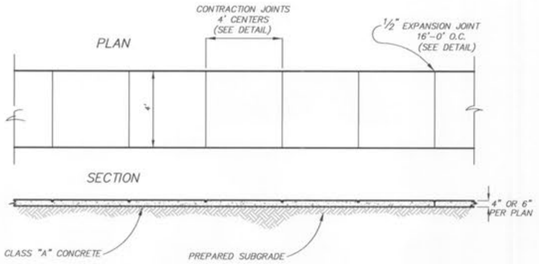

NOTE: ALL NON-REINFORCED CONCRETE SHALL BE 4,000 PSI AT 28 DAYS

CROSS STRIPING DETAIL

NOT TO SCALE

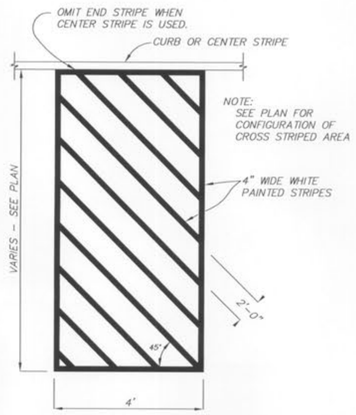

VEGETATIVE ESTABLISHMENT SPECIFICATIONS

Seeding Rates:
Permanent:
Tall Fescue – 80 lbs./ac.
Smooth Brome – 100 lbs./ac.
Combined Fescue @ 40 lbs./ac. and Brome @ 50 lbs./ac.

Temporary:
Wheat or Rye – 150 lbs./ac. (3.5 lbs. per square foot)
Oats – 120 lbs./ac. (2.75 lbs. per square foot)

Seeding Periods:
Fescue or Brome – March 1 to June 1
August 1 to October 1
Wheat or Rye – March 15 to November 1
Oats – March 15 to September 15

Mulch Rates: 100 lbs. per 1,000 sq. feet (4,356 lbs. per acre)

Fertilizer Rates: Nitrogen 30 lbs./ac.
Phosphate 30 lbs./ac.
Potassium 30 lbs./ac.
Lime 600 lbs./ac. ENM*

* ENM = effective neutralizing material as per State evaluation of quarried rock.

HANDICAP SIGN DETAIL

NOT TO SCALE

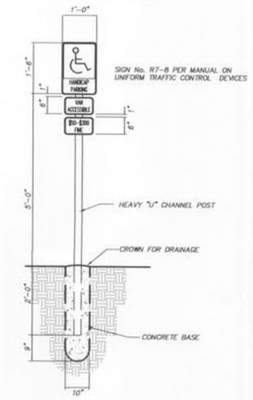

SIGNAGE NOTES:

1. ALL SIGN POSTS, BACKS AND BRACKET ARMS SHALL BE PAINTED BLACK USING "CARBOLINE RUSTBOUND PENETRATING SEALER SG" AND "CARBOLINE 133 HB" PAINT OR EQUIVALENT AS APPROVED BY THE CITY OF O'FALLON.

2. ALL SIGN LOCATIONS AND SIZES MUST BE APPROVED BY THE PLANNING DIVISION PRIOR TO INSTALLATION.

3. "R.O.W." DENOTES PROPOSED RIGHT-OF-WAY LINE.

4. STREET NAME SIGN PLATES SHALL BE 9 INCHES WIDE EXTRUDED ALUMINUM PANELS IN 30, 36, 42, 48, 52 AND 54 INCH LENGTHS PER DRAWING SHOWN ON THIS EXHIBIT.

5. SIGN LEGEND SHALL BE 6 INCH SERIES "C" REFLECTIVE WHITE LETTERING FOR STREET NAMES AND 4 INCH REFLECTIVE SERIES "B" LETTERS FOR THE SUFFIX ON GREEN REFLECTIVE BACKGROUND. ALL REFLECTIVE SHEETING SHALL BE TYPE II-ENCLOSED LENS AND MEET FEDERAL SPECIFICATION FP-79,1979 SECTION 633.06 SHEET REFLECTIVE MATERIALS.

6. SIGN POSTS SHALL BE HEAVY "U" CHANNEL PAINTED STEEL POSTS.

7. SIGNS ARE TO BE MOUNTED A MINIMUM OF 3.5 FEET FROM THE BACK OF CURB WITH A MINIMUM CLEARANCE FROM THE SIDEWALK OF 1.5 FEET.

8. SIGN POSTS SHALL BE MOUNTED 18-24 INCHES IN THE GROUND AND SET IN A CONCRETE BASE.

9. THE CONTRACTOR SHALL BE RESPONSIBLE FOR VERIFICATION OF UNDERGROUND UTILITIES AND STRUCTURES SHOWN OR NOT SHOWN PRIOR TO THE PLACEMENT OF SIGN POSTS.

10. ALL SIGNS TO BE INSTALLED PER M.U.T.C.D.

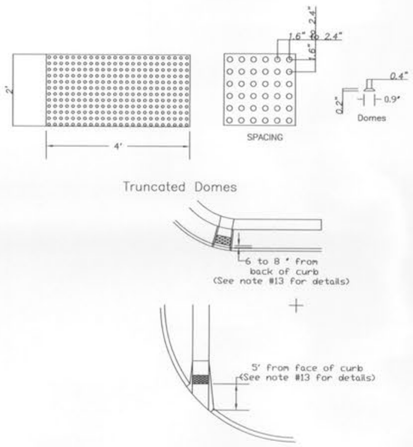

Placement of Truncated Domes

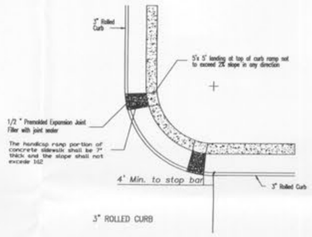

3" ROLLED CURB

GENERAL NOTES

1. Do not scale drawing. Follow dimensions.
2. Sidewalks and sidewalk curb ramps shall be constructed in accordance with these details and the current approved Americans with Disabilities Act Access ibility Guidelines (ADAAG)
3. Minimum sidewalk width along 6" vertical curb shall be 5 feet. Minimum sidewalk width along 3" rolled curb shall be 4 feet.
4. Maximum sidewalk cross slope 0.02'/ft..
5. All sidewalk sections shall be 4" thick, except where indicated as 7" thick by shaded portions shown on details.
6. Where curb ramp meets pavement, Bullnose will not be permitted.
7. If integral concrete curb is constructed, strike a dummy joint across bottom of ramp at curb line. If concrete curb is doweled-on, block out pavement to provide full depth curb across ramp from outer point of curb taper to outer point of curb taper.
8. For pavement longitudinal and transverse joints and dowel and tie bar requirements and dimensions, refer to the Pavement Construction Details for "Joints and Curbs".
9. For roadway cross slopes, pavement types, and thicknesses, refer to "Standard Typical Sections".
10. The intersection of two sidewalks or the intersection of a sidewalk and a driveway may serve as a wheelchair passing space on sidewalks less than 5 feet wide.
11. All curb ramps shall have a detectable warning complying with "Americans with Disabilities Act Accessibility Guidelines" (ADAAG).
12. All ramps must line up with the coorporanding ramp on the other side of the street or intersection.
13. All truncated domes shall run paralle to the road that it's crossing.
14. Truncated warning domes shall not be stamped and will be a ADA approved product.

SILTATION FENCE DETAIL

NOT TO SCALE

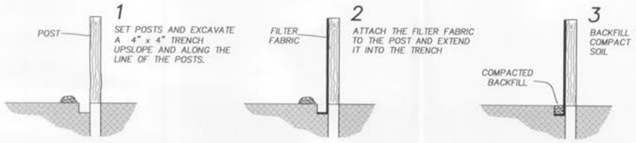

1. FILTER BARRIERS SHALL BE INSPECTED IMMEDIATLY AFTER EACH RAINFALL AND AT LEAST DAILY DURING PROLONGED RAINFALL. ANY REQUIRED REPAIRS SHALL BE MADE IMMEDIATELY.

2. SHOULD THE FABRIC DECOMPOSE OR BECOME INEFFECTIVE PRIOR TO THE END OF THE EXPECTED USABLE LIFE AND THE BARRIER STILL BE NECESSARY, THE FABRIC SHALL BE REPLACED PROMTLY.

3. SEDIMENT DEPOSITS SHOULD BE REMOVED AFTER EACH STORM EVENT. THEY MUST BE REMOVED WHEN DEPOSITS REACH APPROXIMATELY HALF THE HEIGHT OF THE BARRIER.

4. ANY SEDIMENT DEPOSITS REMAINING IN PLACE AFTER THE SILT FENCE OR FILTER BARRIER IS NO LONGER REQUIRED SHALL BE DRESSED TO CONFORM WITH THE EXISTING GRADE, PREPARED AND SEDDED.

STRAW BALE BARRIER DETAIL

NOT TO SCALE

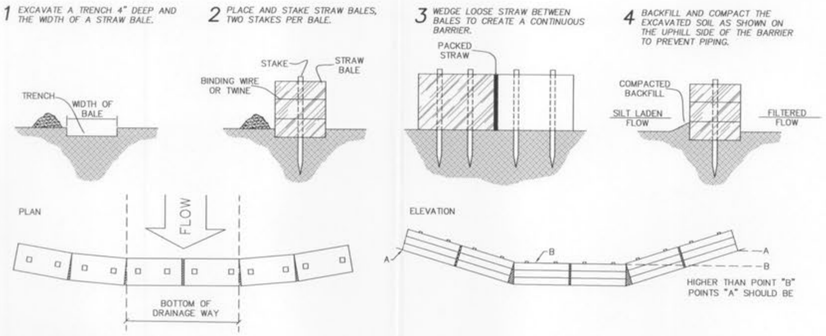

STABILIZED CONSTRUCTION ENTRANCE

NOT TO SCALE

CONSTRUCTION SPECIFICATIONS

1. Stone Size – Use 2" stone, or reclaimed or recycled concrete equivalent.
2. Length – As required, but not less than 50 feet (except on a single residence lot where a 30 foot minimum length would apply).
3. Thickness – Not less than six (6) inches.
4. Width – Twenty (20) foot minimum, but not less than the full width at points where ingress or egress occurs.
5. Filter Cloth – Will be placed over the entire area prior to placing of stone. Filter will no be required on a single family residence lot.
6. Surface Water – All surface water flowing or diverted toward construction entrances shall be piped across the entrance. If piping is impractical, a mountable berm with 5:1 slopes will be permitted.
7. Maintenance – The entrance shall be maintained in a condition which will prevent tracking or flowing of sediment onto public rights-of-way. This may require periodic top dressing with additional stone as conditions demand and repair and/or cleanout of any measures used to trap sediment. All sediment spilled, dropped, washed or tracked onto public rights-of-way must be removed immediately.
8. Washing – Wheels shall be cleaned to remove sediment prior to entrance onto public rights-of-way. When washing is required, it shall be done on an area stabilized with stone and which drains into an approved sediment trapping device. If water is not available, a water truck will be provided as necessary.
9. Periodic inspection and needed maintenance shall be provided after each rain.

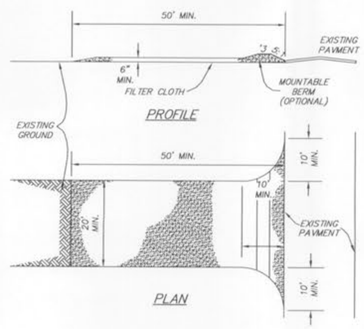

SHEET INDEX

1	COVER SHEET
2	PLAN SHEET
3	DETAIL SHEET
4	LANDSCAPING PLAN

ISSUE	DATE	REMARKS
2	9/8/10	REVISED PER CITY COMMENTS

The responsibility for professional engineering liability on this project is hereby limited to the set of plans submitted by this office bearing our seal signature, and date hereunder attached. Responsibility is specifically disclaimed for all other engineering plans involved in this project and specifically provided revisions after the date plans were transmitted.

L.K. PROPERTIES II, L.L.L.P.
P.O. BOX 340 - ST. PETERS, MISSOURI - (636) 946-6971

PROJECT: WABASH WOODS AMENITIES (IMPROVEMENT PLANS)

DETAIL SHEET

PROJECT NO:	04002
DESIGNED BY:	J.W.S.
DRAWN BY:	J.W.S.
CHECKED BY:	J.W.S.
SHEET NO:	3 OF 4