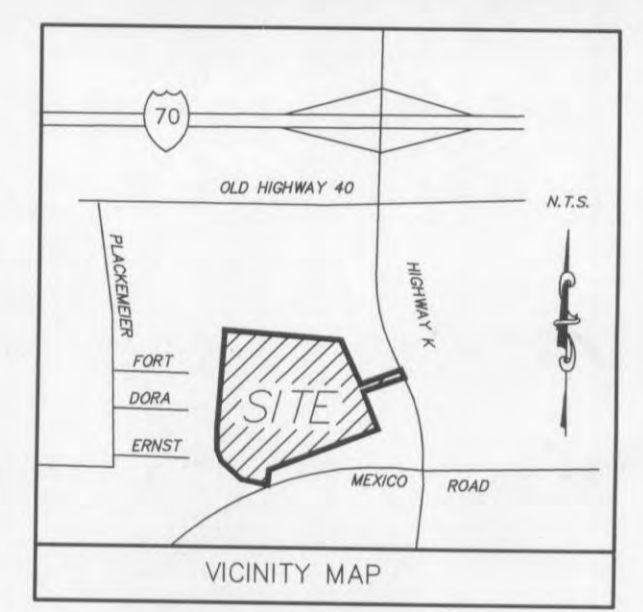


SANITARY SEWER SCHEDULE

| STRUCTURE NUMBER | STRUCTURE TYPE | TOP CASTING | INVERT OUT | INVERT IN | PIPE LENGTH (FEET) | PIPE TYPE | PERCENT SLOPE |
|------------------|---------------------------|-------------|------------|------------|--------------------|-----------|---------------|
| 1-2 | DOGHOUSE MH (INSIDE DROP) | 539.40 | 522.37* | 522.57 (2) | 137' | 8" | 0.94% |
| 2-3 | MANHOLE | 538.68 | 523.86 | 524.06 | 92' | 8" | 0.94% |
| 3-4 | DOGHOUSE MH | 540.40 | 524.93 | 525.13* | - | - | - |
| 4-5 | MANHOLE | 539.50 | 530.00 | - | 53' | 8** | 2.00% |

NOTES:
 * APPROXIMATE ELEVATION OF EXISTING IMPROVEMENTS. CONTRACTOR TO FIELD VERIFY AND NOTIFY ENGINEER OF ANY DISCREPANCIES.
 ** PORTIONS OF THIS PIPE MUST BE DIP. REFER TO PROFILE SHEETS.



UTILITY LEGEND

- (A) 6" SANITARY SEWER LATERAL AT MINIMUM 1.0% SLOPE. COORDINATE WITH ARCHITECTURAL PLANS FOR INVERT ELEVATION AT BUILDING.
- (B) PROPOSED GAS ENTRY WITH GAS METER AT BUILDING. CONTRACTOR SHALL COORDINATE WITH ARCHITECTURAL PLANS AND GAS COMPANY FOR ANY NECESSARY METER UPGRADES.
- (C) UNDERGROUND ELECTRIC SERVICE FROM POLE TO BUILDING. CONTRACTOR IS RESPONSIBLE FOR ALL TRENCHING, BEDDING, CONDUIT, CABLES, PULL WIRES, SECONDARY CONDUCTORS, TRACE TAPE, BACKFILL, ETC., WHICH MAY BE REQUIRED BY ELECTRIC COMPANY. CONTRACTOR SHALL COORDINATE SAID WORK WITH POWER COMPANIES, THE CONTRACTOR IN CONJUNCTION WITH THE UTILITY COMPANIES SHALL DETERMINE THE AMOUNT OF UTILITY LINE HE IS TO PROVIDE OUTSIDE THE UTILITY COMPANY'S ALLOWANCE.
- (D) PROPOSED LOCATION OF TRANSFORMER PAD. CONTRACTOR TO VERIFY EXACT LOCATION AND SIZE WITH ARCHITECTURAL PLANS AND POWER COMPANY PRIOR TO INSTALLATION. CONTRACTOR SHALL BE RESPONSIBLE FOR INSTALLATION OF CONCRETE PAD, CONDUIT AND PIPE BOLLARDS AS REQUIRED BY THE ELECTRIC COMPANY. CONTRACTOR SHALL COORDINATE SAID WORK WITH THE ELECTRIC COMPANY.
- (E) PROPOSED LOCATION OF ELECTRIC SERVICE ENTRY.
- (F) EXISTING LOCATION OF TELEPHONE SERVICE ENTRY (TO REMAIN).
- (G) CONTRACTOR IS RESPONSIBLE TO COORDINATE WITH THE UTILITY COMPANIES FOR THE INSTALLATION/RELOCATION OF OVERHEAD/UNDERGROUND ELECTRIC AND TELEPHONE LINES TYPICAL. CONTRACTOR SHALL COORDINATE THE TYING OF INDIVIDUAL METER WITH THE ELECTRIC COMPANY. SEE NOTES C, D, E, F & G FOR ADDITIONAL NOTES PERTAINING TO ELECTRIC AND TELEPHONE LINES.
- (H) EXISTING DOMESTIC WATERLINE ENTRY WITH METER PER LOCAL WATER COMPANY REQUIREMENTS (TO REMAIN). CONTRACTOR SHALL BE RESPONSIBLE FOR INSTALLING ANY APPURTENANCES ON THE DOMESTIC LINE INSIDE BUILDING SUCH AS BACKFLOW PREVENTION DEVICES, GATE VALVES, ETC., WHICH MAY BE REQUIRED DUE TO EXPANSION. REFER TO ARCHITECTURAL PLANS.
- (I) EXISTING 8" SPRINKLER ENTRY (TO REMAIN). CONTRACTOR SHALL BE REQUIRED TO INSTALL ANY APPURTENANCES ON THE SPRINKLER LINE AS REQUIRED DUE TO EXPANSION. REFER TO ARCHITECTURAL PLANS.
- (J) RELOCATED FIRE HYDRANT, AND ASSEMBLY, TYPICAL AS INDICATED. CONTRACTOR TO PROVIDE PIPE BOLLARD PROTECTION WHEN FIRE HYDRANT IS LOCATED IN PAVED AREA OR WHERE SHOWN.
- (K) CONTRACTOR IS RESPONSIBLE FOR COORDINATION WITH GAS COMPANY REGARDING THE SIZE AND INSTALLATION/RELOCATION OF GAS SERVICE LINE.
- (L) LOCATION OF EXISTING 6" SANITARY LATERAL BUILDING EXIT (TO REMAIN).
- (M) PROPOSED SHOPS GAS ENTRY WITH GAS METER AT BUILDING. CONTRACTOR SHALL BE RESPONSIBLE FOR INSTALLING PIPE BOLLARD PROTECTION AT METER. CONTRACTOR SHALL COORDINATE WITH GAS COMPANY FOR TYING OF INDIVIDUAL METER. REFER TO ARCHITECTURAL PLANS.
- (N) EXISTING SHOPS SPRINKLER AND DOMESTIC WATERLINE ENTRY WITH METER PER LOCAL WATER COMPANY REQUIREMENTS (TO REMAIN). CONTRACTOR SHALL BE RESPONSIBLE FOR INSTALLING ANY APPURTENANCES ON THE WATERLINE SUCH AS BACKFLOW PREVENTION DEVICES, GATE VALVES, ETC., WHICH MAY BE REQUIRED. CONTRACTOR SHALL COORDINATE WITH WATER COMPANY AND ARCHITECTURAL PLANS.
- (O) EXISTING LOCATION OF ADJACENT TENANTS TELEPHONE SERVICE ENTRY TO REMAIN.
- (P) REMOTE IRRIGATION METER WITH DDCV/RPZ BACKFLOW PREVENTOR IN VAULT FOR SITE IRRIGATION SYSTEM. PROVIDE 2" STUB FOR SITE IRRIGATION CONTRACTOR.

UTILITY PLAN LEGEND

- UGE — ELECTRICAL CONDUIT
- UGT — TELEPHONE CONDUIT
- 8"SS — SANITARY SEWER PIPE
- 8"FW — WATER MAIN PIPE
- 3"DW — DOMESTIC WATER PIPING
- 2"IW — IRRIGATION WATER PIPING
- GAS — GAS PIPE
- TS — TAMPER SWITCH CONDUIT
- — CONCRETE ENCASUREMENT
- ⊕ TAPPING SLEEVE & VALVE
- ⊕ WATER VALVE
- ⊕ FIRE HYDRANT
- ⊕ THRUST BLOCK
- ⊕ SANITARY SEWER MANHOLE
- ⊕ POWER POLE

EXISTING CONDITIONS LEGEND

- G.I. Groted Inlet
- C.I. Curb Inlet
- D.C.I. Dual Curb Inlet
- E.M. Electric Meter
- F.E. Flood End
- F.H. Fire Hydrant
- Flowline
- GM Gas Meter
- GV Gas Valve
- GV Light Standard
- M.H. Manhole
- PVC Poly Vinyl Chloride
- RCP Reinforced Concrete Pipe
- VCP Vitrified Clay Pipe
- T Top
- U.P. Utility Pole
- BM Bench Mark
- W.M. Water Meter
- W.V. Water Valve
- F.L. Fence Line
- Telephone Line
- Gas Line
- Overhead Electric
- Sanitary Sewers
- Undergound Electric
- Water Line

SECURITY CAMERAS ARE NOT REQUIRED AT THIS LOCATION, PER EMAIL INFORMATION PROVIDED BY ROBIN HINKLEY AT WAL-MART, DATED 7/26/2006

HIGH PLASTIC CLAY ARE PRESENT ON SITE AND WILL NOT BE ALLOWED WITHIN THE UPPER 2 FEET OF THE FLOOR SLABS, PERIMETER FOOTING, OR BACKFILL OF RETAINING WALL.

UNDERCUTTING AND RECOMPACTION OR REPLACEMENT OF EXISTING MATERIAL MAY BE NECESSARY FOR INSTALLATION OF RETAINING WALL.

CONTRACTOR TO RELOCATE, REPAIR, OR CAP EXISTING IRRIGATION SYSTEM AS NECESSARY TO CONSTRUCT RETAINING WALL. COORDINATE WORK WITH PROPERTY OWNER.

** NOTE **
 PIPE LENGTHS LISTED ARE BASED ON HORIZONTAL DISTANCE FROM CENTER OF STRUCTURE TO CENTER OF STRUCTURE AND USED FOR DESIGN. CONTRACTOR TO FIELD VERIFY ACTUAL PIPE LENGTHS NEEDED FOR CONSTRUCTION
 CONTRACTOR IS RESPONSIBLE FOR COMPARING THE STORM SEWER AND SANITARY SEWER CHARTS WITH THE PROFILES FOR THE STORM SEWER & SANITARY SEWER LINES AND INFORMING THE ENGINEER OF ANY CONFLICTS OR DISCREPANCIES PRIOR TO COMMENCEMENT OF CONSTRUCTION.

CONTRACTOR SHALL PROVIDE AS-BUILT SURVEY SEALED BY A MISSOURI RLS FOR ALL NEW STORM SEWER LINES, DETENTION FACILITIES, SANITARY SEWER LINES AND WATER LINES AT LEAST 30 DAYS PRIOR TO POSSESSION.

CONTRACTOR TO VERIFY EXISTING SITE LIGHTING WIRE SIZE AND CONDITION BEFORE BEGINNING DEMOLITION AND/OR WIRING FOR NEW LIGHTS. REFER TO ARCH/MEP PLANS. COORDINATE REWIRING OF SITE LIGHTING OUTSIDE OF WAL-MART LEASE AREA WITH PROPERTY OWNER.

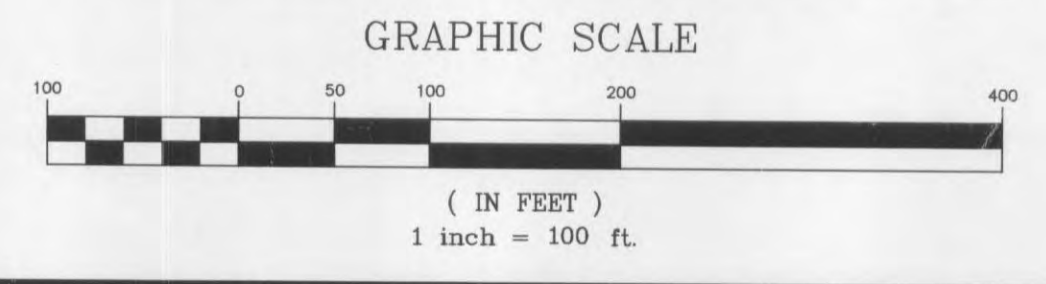
ALL PARKING LIGHTS WITHIN WAL-MART LEASE AREA SHALL BE WIRED OR REROUTED TO WAL-MART LIGHTING CIRCUIT

LIME MODIFICATION CAN NOT BE USED TO STABILIZE HIGH PLASTIC MATERIAL.

PLANNING AND DEV. DEPT. FILE NO.: 00-109.02
 DATE OF PLANNING APPROVAL: 09/06/2007

REFER TO SHEET C-N FOR SITE UTILITY NOTES

UTILITY PLAN



ESTIMATED SANITARY SEWER FLOW DEMAND CALCULATIONS


| O'Fallon Pointe Shopping Center | | | | | O'Fallon Pointe Shopping Center | | | | |
|---------------------------------|-------------|---------------|------------|---------------|---------------------------------|-----------------------|--|--|--|
| Existing Shops | Use | SF | Demand | GPD | Existing Sewer Demand | Proposed Sewer Demand | | | |
| 1 Verizon Wireless | Retail | 2,000 | 0.1 GPD/SF | 200 | Wal-Mart | GPD | | | |
| 2 Dollar Tree | Retail | 4,000 | 0.1 GPD/SF | 400 | Wal-Mart | 6,030 | | | |
| 3 Slackers CDs & Games | Retail | 3,340 | 0.1 GPD/SF | 334 | Verizon Wireless | 800 | | | |
| 4 Sally Beauty Supply | Retail | 1,500 | 0.1 GPD/SF | 150 | Dollar Tree | 800 | | | |
| 5 Fashion Bug | Retail | 8,000 | 0.1 GPD/SF | 800 | Slackers CDs & Games | 150 | | | |
| 6 Hair Essentials | Beauty Shop | 1,500 | ** | 1,600 | Sally Beauty Supply | 800 | | | |
| 7 Heaven Scent Donuts | Restaurant | 3,988 | * | 2,274 | Fashion Bug | 1,800 | | | |
| 8 Glamorous Nails | Retail | 1,512 | 0.1 GPD/SF | 151 | Hair Essentials | 2,274 | | | |
| 9 House of Wang | Restaurant | 3,670 | *** | 5,000 | Heaven Scent Donuts | 151 | | | |
| Total | | 29,510 | | 10,909 | Glamorous Nails | 5,000 | | | |
| | | | | | House of Wang | 12,912 | | | |

Estimated Demand Rates are from Table JT-1 "Sewage Flow Schedule" in the Manual for On-Site Sewage Management Systems published by the Georgia Department of Human Resources.
 * 150 GPD/Chair + 20 GPD/Employee (10 chairs and 5 employees estimated)
 ** 0.5 GPD/SF Floor Space + 20 GPD/Employee (14 employees)
 *** 50 GPD/Seat (100 seats estimated per O'Fallon Fire Department records)



OWNER-
 THF O'FALLON DEVELOPMENT, L.L.C.
 2127 INNERBELT BUSINESS CENTER DR.
 SUITE 200
 ST. LOUIS, MISSOURI 63114
 CONTACT: MR. DARREN RIDENHOUR
 (314) 429-0900
 (314) 429-0999

Wolverton & Associates
 Consulting Engineers + Land Surveyors
 6745 Sugarloaf Parkway • Suite 100 • Duluth, Georgia 30097
 Phone: (770) 447-9999 • Fax: (770) 447-9070
 www.wolverton-assoc.com



PROPOSED EXPANSION TO WAL-MART #2616-04
 O'FALLON POINTE CENTRE
 O'FALLON, MISSOURI 63366
 BY: WAL-MART REAL ESTATE BUSINESS TRUST
 BENTONVILLE, AR.

| REVISIONS | BY |
|-----------------------|-----|
| ADDENDUM 6 6/18/08 | CER |

DRAWN BY CER
 CHECKED BY DMW
 DATE: 05/30/2008
 SCALE: 1" = 100'
 JOB No. 06-107
 SHEET NUMBER
C-3
 EDDS : 6120