








SCADA SYSTEM/EQUIPMENT ONE - LINE
 *ETHERNET PROTOCOL

LEGEND

-  CPU
-  COLOR MONITOR (26" MIN.)
-  OPERATOR INTERFACE-TRACK BALL
-  OPERATOR INTERFACE-KEYBOARD
-  FIBER OPTIC/COPPER TRANSCEIVER
-  INPUT/OUTPUT (I/O) RACK
-  PRINTER

Notes:
 1. Contractor shall provide 120V, 1Ø power as required to all equipment in addition to monitoring and control circuitry as shown on the drawings and as specified.

K:\Client\O'Fallon\9234.dwg \Elec\Elec\9234\0004.dwg Layout: E0.04 Monday, October 08, 2001, 12:53pm Copyright 2001, George Butler Associates, Inc.



JOB NO.: 9234
DATE: 10-08-2001
DESIGNED BY: SLC
DRAWN BY: CFZ
CHECKED BY: SLC
SHEET NUMBER

E0.04