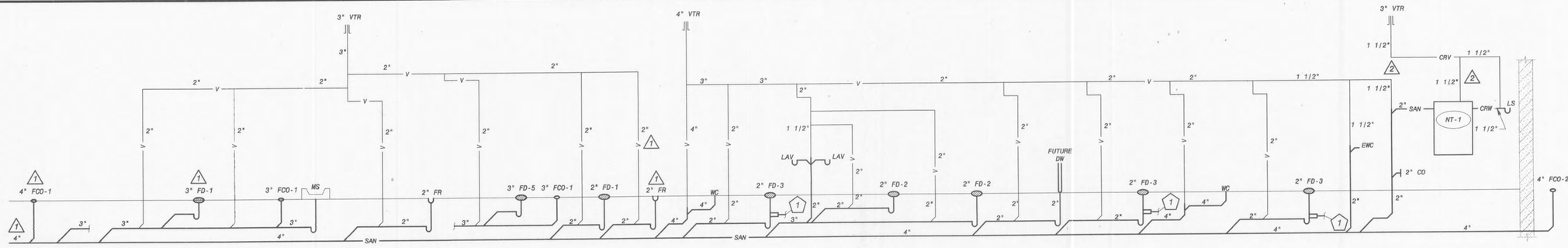

PLAN NOTES:

1 1/2" TRAP PRIMER PIPING FOR CONT SEE POTABLE WATER RISER DIAGRAM.

SANITARY RISER DIAGRAM

NO SCALE

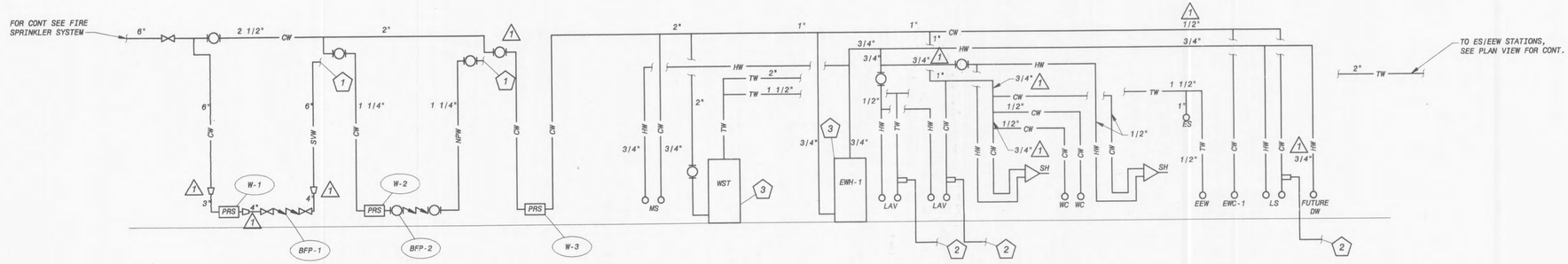

PLAN NOTES:

1 TO FILTER SERVICE WASH.

2 1/2" TRAP PRIMER PIPING FOR CONT SEE SAN RISER DIAGRAM.

3 SEE DETAILS ON K5 FOR ADDITIONAL PIPING REQUIREMENTS.

POTABLE WATER RISER DIAGRAM

NO SCALE

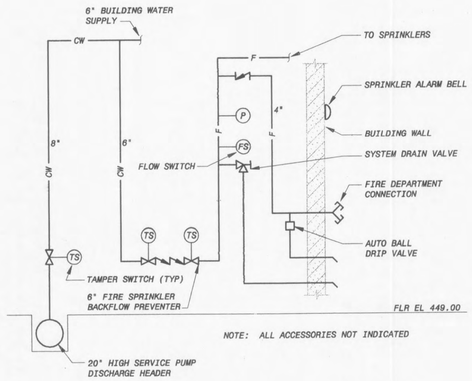

NOTE: ALL ACCESSORIES NOT INDICATED

FIRE SPRINKLER SYSTEM SCHEMATIC

NO SCALE

NO.	BY	CK	APP
2			
1			

CONFORMED TO CONSTRUCTION RECORDS

ADDENDUM

DATE	REVISIONS AND RECORD OF ISSUE
CYGNET ID:	97515-300-PB-T00000E5E
SAVED:	IVA44269, 10/25/2004 12:48:43 PM
DWG VER #:	7.0
PLOTTED:	IVA44269, 10/25/2004 12:48:19 PM
USER:	IVA44269
SW:	ACAD-20001
XREF1 ID:	
XREF2 ID:	
XREF3 ID:	
XREF4 ID:	
XREF5 ID:	

"THIS DRAWING WAS ORIGINALLY APPROVED FOR CONSTRUCTION BY DAVID W. NELSON ON 10/08/01 AND SEALED BY DAVID W. NELSON A LICENSED PROFESSIONAL ENGINEER IN THE STATE OF MISSOURI, NO. E-29940"

BLACK & VEATCH Corporation
St. Louis, Missouri

CITY OF O'FALLON, MISSOURI
WATER TREATMENT PLANT

MECHANICAL - PLUMBING RISER DIAGRAMS

DESIGNED:	BCD
DETAILED:	BDL, JMC
CHECKED:	MLP
APPROVED:	DWN
DATE:	10/08/01

PROJECT NO.
97515

K4

SHEET 49 OF 96

FD97515
D97515