

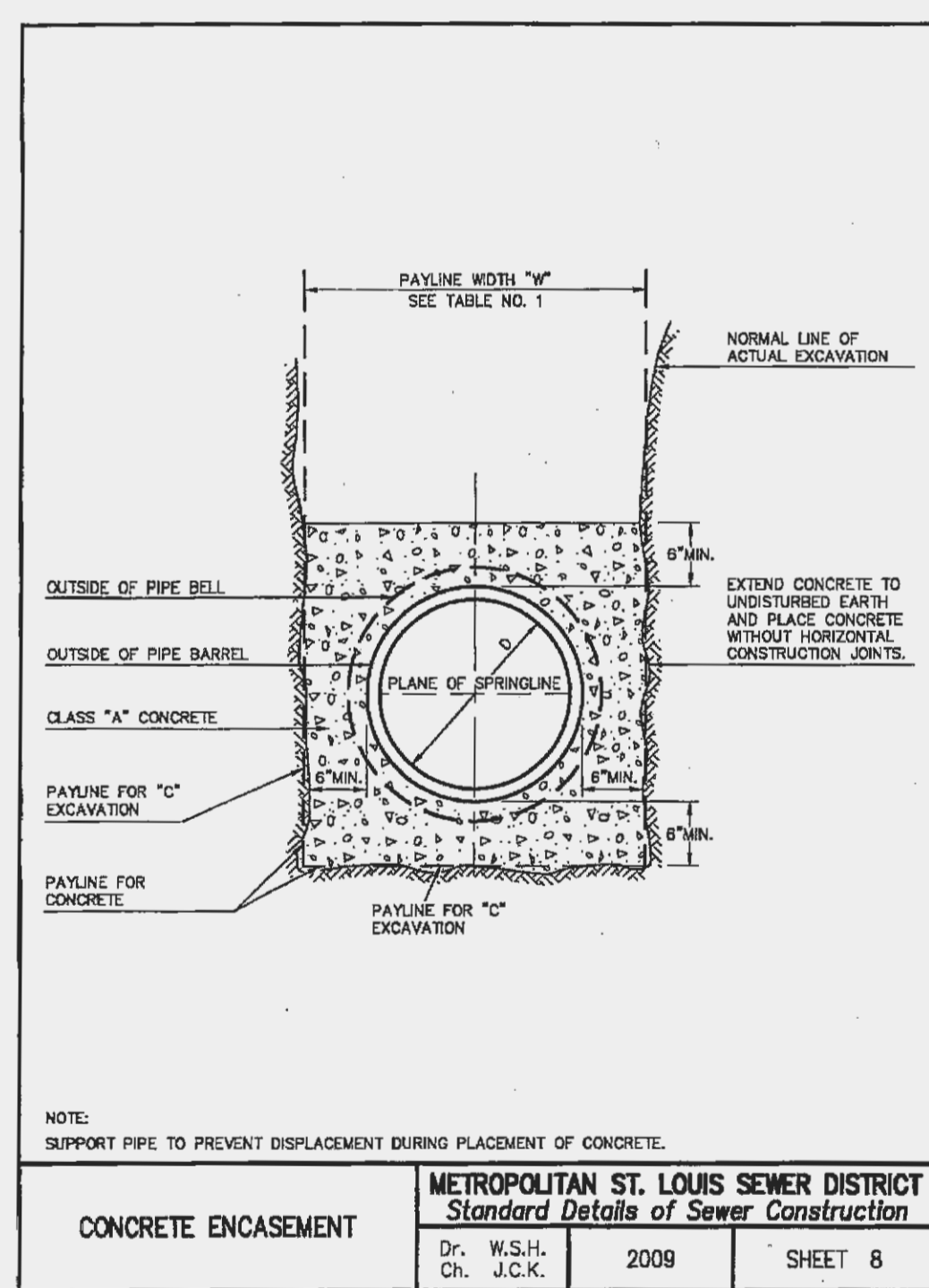
**SANITARY PROFILE**

HORIZONTAL SCALE: 1"=20'  
VERTICAL SCALE: 1"=10'

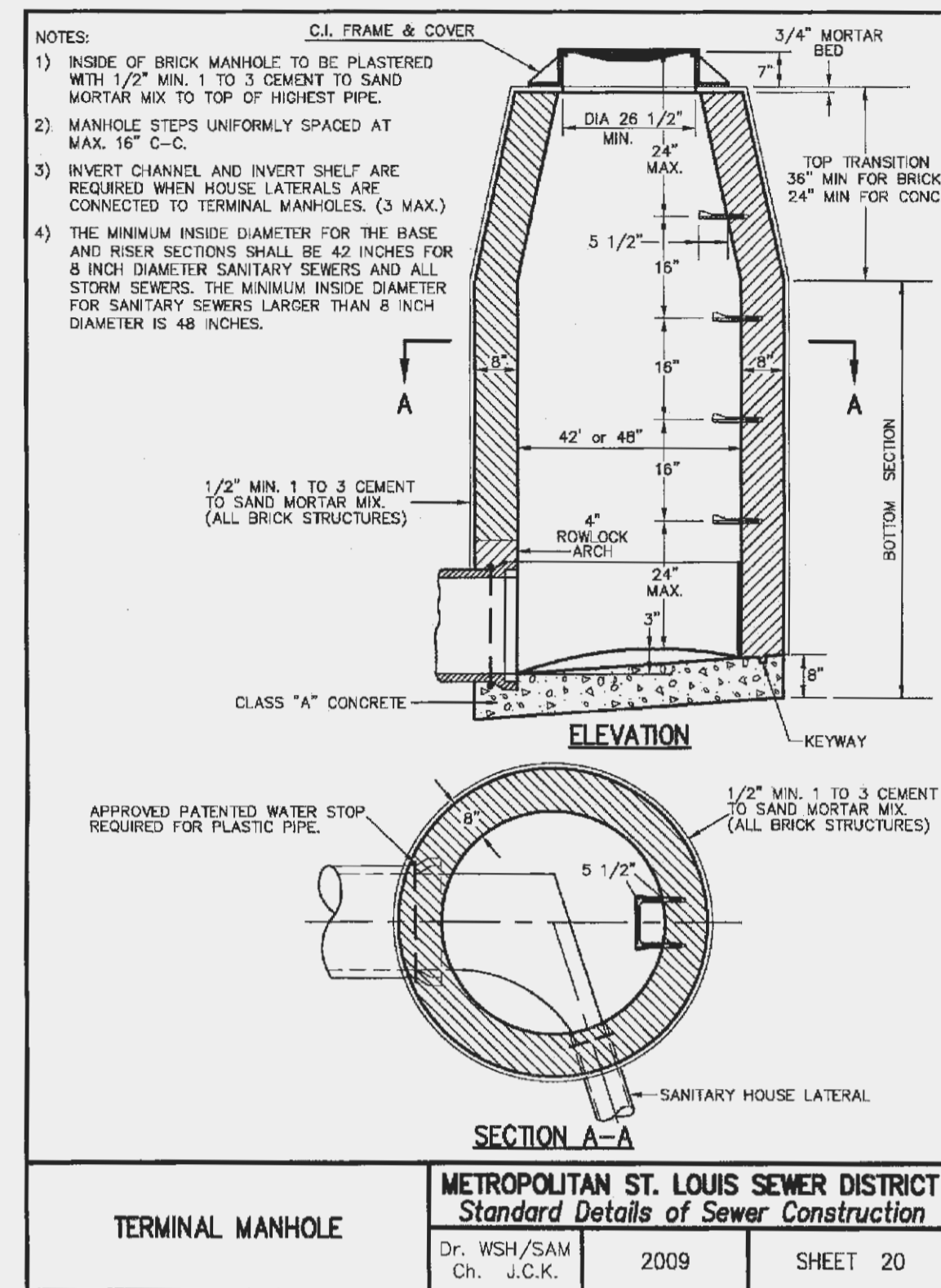
ROUND PIPE				HORIZONTAL ELLIPTICAL PIPE			
INSIDE DIAMETER OF PIPE (INCHES)	"W" PAYLINE WIDTH OF TRENCH (INCHES)	"W" PAYLINE WIDTH OF TRENCH (FEET)	PAY-VOLUMES CU. FT. PER FT. CONCRETE ENCASEMENT	INSIDE DIMENSIONS OF PIPE (INCHES)	"W" PAYLINE WIDTH OF TRENCH (INCHES)	"W" PAYLINE WIDTH OF TRENCH (FEET)	PAY-VOLUMES CU. FT. PER FT. CONCRETE ENCASEMENT
4	30	2.50	3.28				
6	30	2.50	3.59				
8	30	2.50	3.87				
10	30	2.50	4.09				
12	30	2.50	4.25				
15	38	3.00	5.55				
18	38	3.00	5.77	14 x 23	41	3.42	5.94
21	39	3.25	6.61				
24	42	3.50	7.39	19 x 30	49	4.08	7.68
27	45	3.75	8.18	22 x 34	53	4.42	8.61
30	49	4.08	9.30	24 x 38	58	4.83	9.70
33	53	4.42	10.53	27 x 42	62	5.17	10.71
36	56	4.67	11.43	29 x 45	66	5.50	11.72
39	DISCONTINUED			32 x 49	71	5.92	13.14
42	63	5.25	13.38	34 x 53	75	6.25	14.05
48	70	5.83	15.67	38 x 60	83	6.92	16.18
54	77	6.42	18.15	43 x 68	92	7.67	18.81
60	84	7.00	20.73	48 x 76	101	8.42	21.59
66	91	7.58	23.45	53 x 83	109	9.08	24.35
72	98	8.17	26.37	58 x 91	116	9.83	27.45
78	105	8.75	29.39	63 x 99	126	10.50	30.50
84	112	9.33	32.57	68 x 106	135	11.25	33.91
90	119	9.92	35.90	72 x 113	143	11.92	36.99
96	126	10.50	39.37	77 x 121	152	12.67	40.69
102	133	11.08	42.99	82 x 128	160	13.33	44.45
108	140	11.67	46.75	87 x 136	168	14.00	47.79
114	147	12.25	50.66	92 x 143	176	14.67	51.70
120	154	12.83	54.72	97 x 151	185	15.42	56.01
126	161	13.42	58.92				
132	168	14.00	63.27	106 x 166	202	16.63	64.48
144	182	15.17	72.40	116 x 180	218	18.17	73.59

TABLE 1  
PAYLINE WIDTHS OF TRENCH  
AND PAY-VOLUMES OF CONCRETE

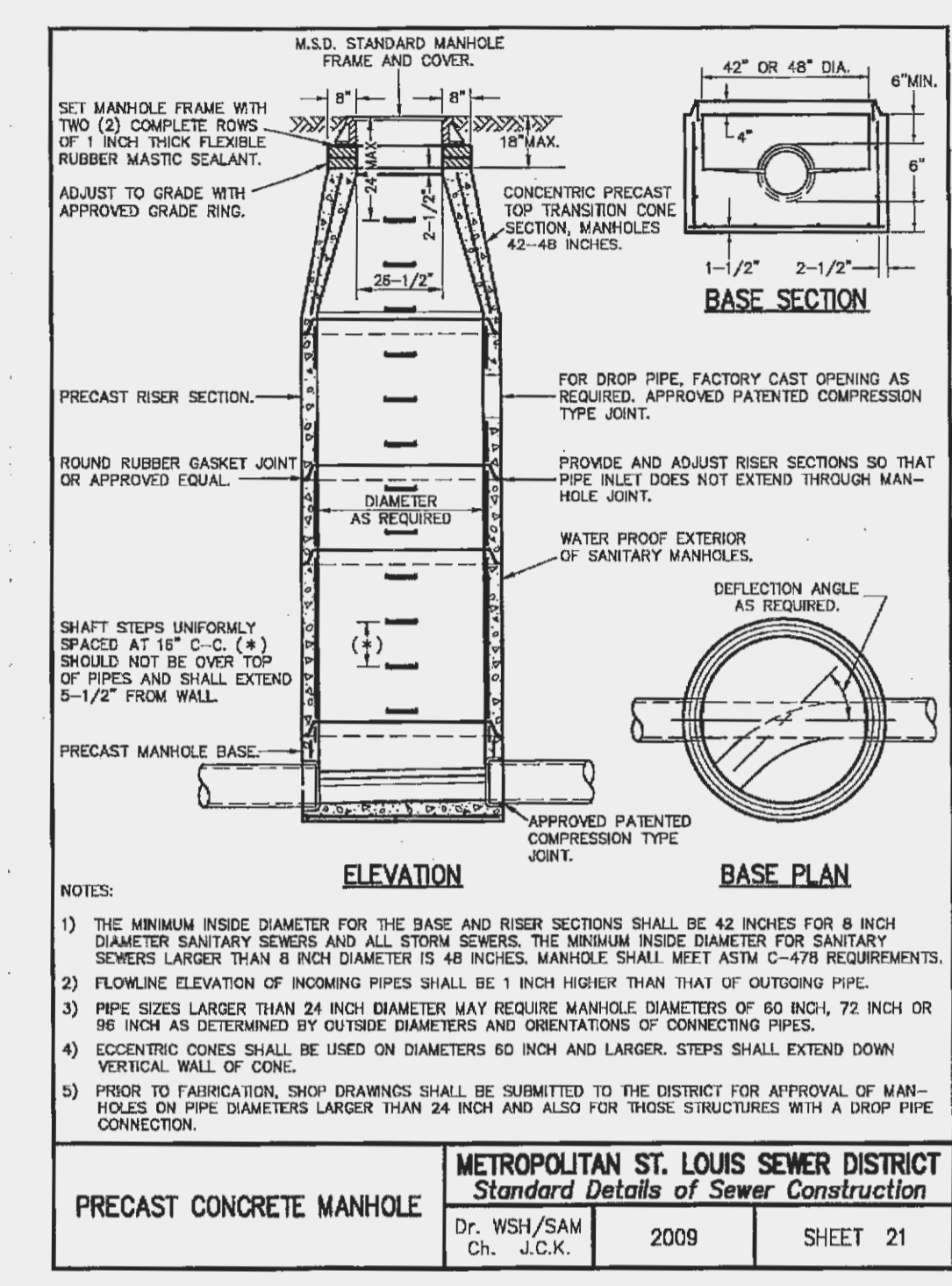
**METROPOLITAN ST. LOUIS SEWER DISTRICT**  
Standard Details of Sewer Construction  
Dr. B.E.B.  
Ch. J.C.K. 2009 SHEET 1



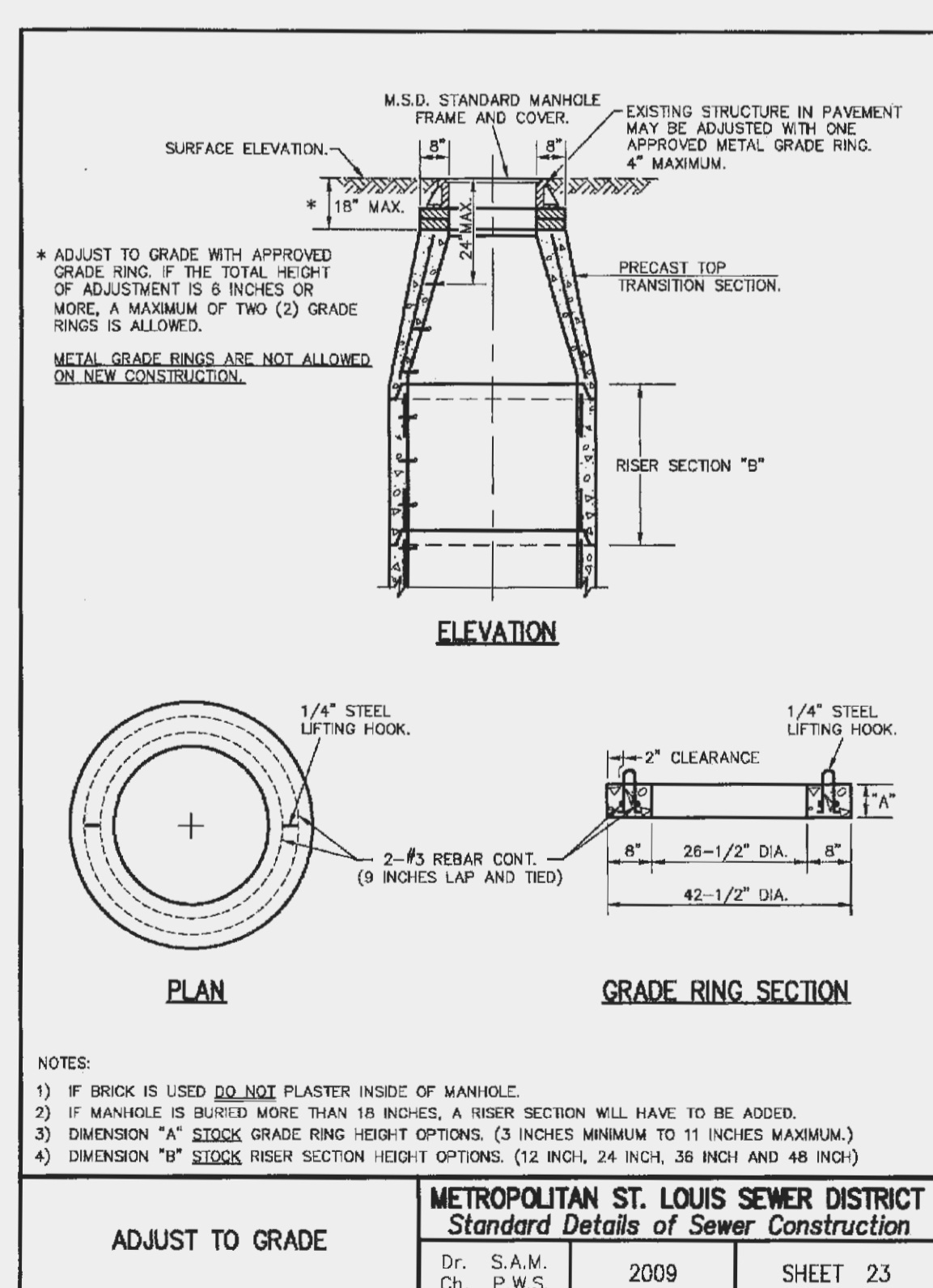
**METROPOLITAN ST. LOUIS SEWER DISTRICT**  
Standard Details of Sewer Construction  
Dr. W.S.H.  
Ch. J.C.K. 2009 SHEET 8



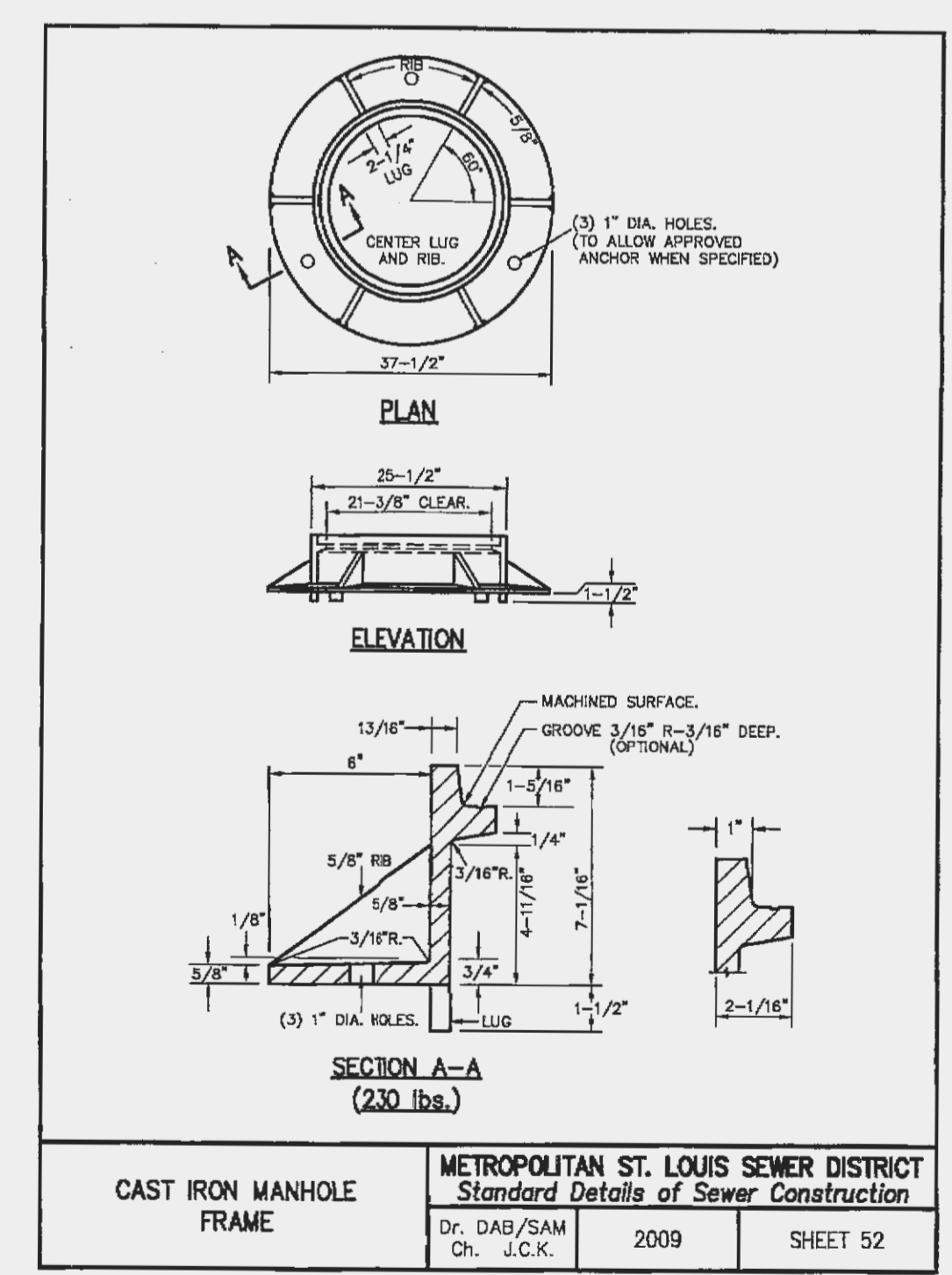
**METROPOLITAN ST. LOUIS SEWER DISTRICT**  
Standard Details of Sewer Construction  
Dr. WSH/SAM  
Ch. J.C.K. 2009 SHEET 20



**METROPOLITAN ST. LOUIS SEWER DISTRICT**  
Standard Details of Sewer Construction  
Dr. WSH/SAM  
Ch. J.C.K. 2009 SHEET 21



**METROPOLITAN ST. LOUIS SEWER DISTRICT**  
Standard Details of Sewer Construction  
Dr. S.A.M.  
Ch. P.W.S. 2009 SHEET 23



**METROPOLITAN ST. LOUIS SEWER DISTRICT**  
Standard Details of Sewer Construction  
Dr. DAB/SAM  
Ch. J.C.K. 2009 SHEET 52

**PROJECT TITLE:**  
DISCOVERY RIDGE  
ELEMENTARY SCHOOL  
CLASSROOM ADDITIONS

**ENGINEERING  
PLANNING  
SURVEYING**  
221 Point West Blvd.  
St. Charles, MO 63301  
636-928-5552  
FAX 636-928-1718

**DISCLAIMER OF RESPONSIBILITY**  
I hereby specify that the documents intended to be authenticated by my seal are limited to this sheet, and I hereby disclaim any responsibility for all other drawings, specifications, estimates, reports or other documents or instruments relating to or intended to be used for any part of the project of the architectural or engineering profession.

**CLIFFORD L. HEITMANN**  
REGISTERED PROFESSIONAL ENGINEER  
No. 000655  
STATE OF MISSOURI  
E-29817

CLIFFORD L. HEITMANN  
CIVIL ENGINEER  
E29817  
Copyright 2015  
Box Engineering Company, Inc.  
Authority No. 000655  
All Rights Reserved

**REVISIONS**

NO.	DATE	CITY COMMENTS
8-11-15		

**DISCOVERY RIDGE ELEMENTARY:**  
WENTZVILLE R-IV SCHOOL DISTRICT  
ONE CAMPUS DRIVE  
WENTZVILLE, MO 63385  
636-927-3800

**SANITARY DETAILS**