ISSUE	DATE / REMARKS
1	8-10-2016 Initial Submittal
2	9-1-2016 PWSD #2 & DCSD Comments
3	10-24-16 City Comments
4	11-15-16 DCSD Comments
5	12-12-16 City Comments
~~6~~	~~12-28-16 DCSD Comments~~
7	1-18-17 PWSD #2 Comments
8	1-26-17 Fire District Comments
9	1-27-17 City Comments
10	3-1-17 City Comments

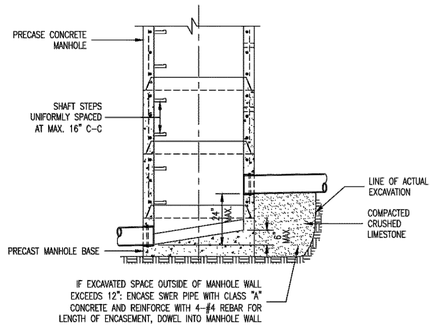

SECTION OF MANHOLE		DIMENSION
TOP TRANSITION	UPPER LOWER	26 1/2" DIA. 42" DIA.
BOTTOM SECTION	8" DIA. PIPE	42" DIA.
BOTTOM SECTION	10" THRU 36" DIA. PIPE	48" DIA.
BOTTOM SECTION	42" DIA. PIPE	60" DIA.

SEE A.S.T.M. C-478 FOR MINIMUM STEEL REQUIREMENTS.

NOTES:
1. ALL INVERTS SHALL HAVE POSITIVE DRAINAGE THROUGH MANHOLE.
2. BRICK SHALL NOT BE USED ON MANHOLES.

Duckett Creek Sanitary District

INSIDE FOULWATER DROP MANHOLE (SWEEP INLET)	Dwn By: BSM	App By: KA	Detail No. 9
	Ckd By: MDOB	Date: DEC. 2015	

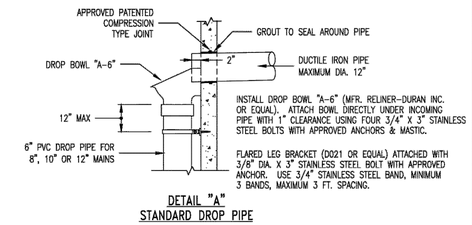

DETAIL "A"
STANDARD DROP PIPE

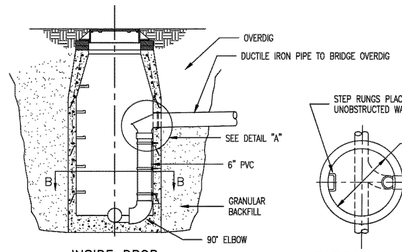

INSIDE DROP MANHOLE

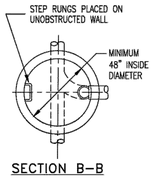

SECTION B-B

NOTES:
1. ALL INVERTS SHALL HAVE POSITIVE DRAINAGE THROUGH MANHOLE.
2. INSIDE DROP CONNECTION SHALL NOT ENTER AT A JOINT.

Duckett Creek Sanitary District

INSIDE DROP MANHOLE	Dwn By: MSM	App By: KA	Detail No. 10
	Ckd By:	Date: JULY 2016	

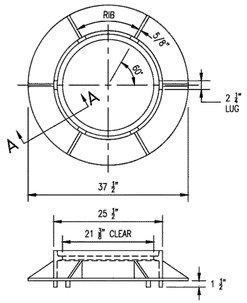

CAST IRON MANHOLE FRAME

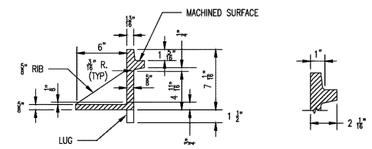

SECTION A-A
(230 lbs)

Duckett Creek Sanitary District

CAST IRON MANHOLE FRAME	Dwn By: BSM	App By: KLA	Detail No. 11
	Ckd By: MDOB	Date: DEC. 2015	

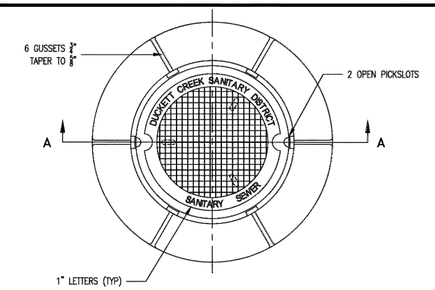

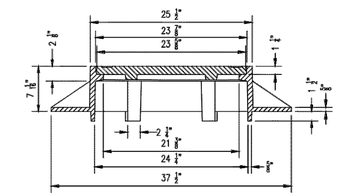

SECTION A-A

Duckett Creek Sanitary District

MANHOLE FRAME AND COVER	Dwn By: BSM	App By: KLA	Detail No. 12
	Ckd By: MDOB	Date: DEC. 2015	

NOTE:
IF WATERTITE COVER REQUIRED USE APPROVED BUTYL RUBBER PREFORMED MASTIC SEALANT BETWEEN COVER AND FRAME.

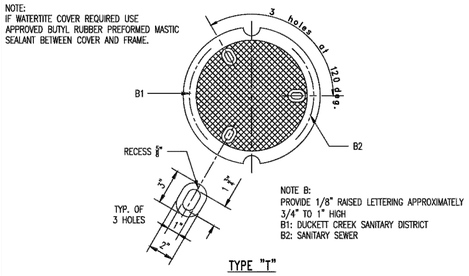

NOTE B:
PROVIDE 1/8" RAISED LETTERING APPROXIMATELY 3/4" TO 1" HIGH
B1: DUCKETT CREEK SANITARY DISTRICT
B2: SANITARY SEWER

TYPE "T"

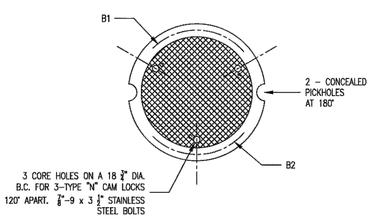

TYPE "N"

Duckett Creek Sanitary District

CAST IRON MANHOLE COVERS (LOCK TYPE)	Dwn By: BSM	App By: KLA	Detail No. 14
	Ckd By: MDOB	Date: DEC. 2015	

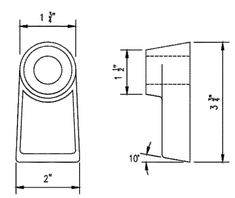

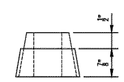

LOCK LUG
N.T.S.

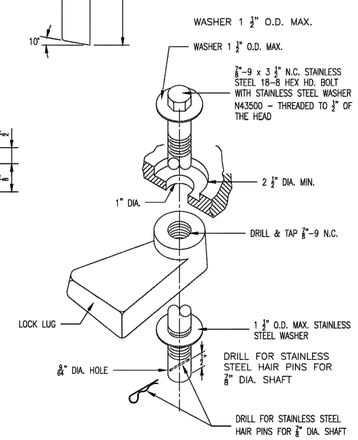

Duckett Creek Sanitary District

LOCKING DEVICE FOR TYPE "N" LOCK TYPEMAN HOLE COVER	Dwn By: BSM	App By: KLA	Detail No. 16
	Ckd By: MDOB	Date: DEC. 2015	

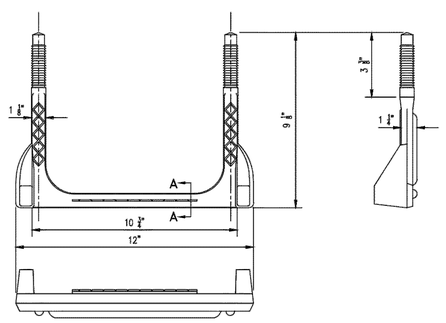

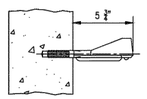

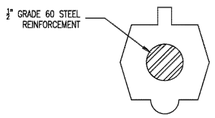

SECTION A-A

COPOLYMER POLYPROPYLENE PLASTIC

Duckett Creek Sanitary District

MANHOLE STEP FOR PRECAST MANHOLE	Dwn By: BSM	App By: KA	Detail No. 18
	Ckd By: MDOB	Date: DEC. 2015	

SDR-35 x C900
BELL x SPIGOT ADAPERS

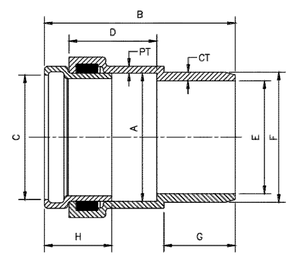

SIZE	CATALOG NO.	A	B	C	D	E	F	G	H	CT	PT
4"	334-040	4.56	8.23	4.25	4.10	3.94	4.80	2.72	2.7	.32	.25
6"	334-060	6.68	9.93	6.31	4.57	5.88	6.90	3.72	3.5	.45	.36

Duckett Creek Sanitary District

SDR-35 x C900 BELL AND SPIGOT ADAPTORS	Dwn By: BSM	App By: KA	Detail No. 19A
	Ckd By: MDOB	Date: DEC. 2015	

PROJECT TITLE
WESTLEIGH
O'FALLON, MISSOURI

THE STERLING CO.
ENGINEERS & SURVEYORS
5055 New Baumgartner Road
St. Louis, Missouri 63129
Ph 314-487-0440 Fax 314-487-8944
www.sterling-eng-sur.com
Corporate Certificate of Authority #001348

The Professional Engineer's seal, signature and date in this detail signify only to the licensee and Sterling Area, Inc. dba Sterling Area, Inc. and Sterling Area, Inc. dba Sterling Area, Inc. assumes no responsibility for any other use. Copying this seal and signature shall not be considered authentic unless the seal, signature and date appear on documents for which responsibility is being assumed. Changes or copies not bearing the seal and signature

STATE OF MISSOURI
RODNEY ARNOLD
NUMBER PE-2002016612
PROFESSIONAL ENGINEER

Date: 3/01/2017
RODNEY ARNOLD
LICENSE # PE-2002016612
Civil Engineer

Lombardo Homes of St. Louis, LLC
2299 Technology Drive, Suite 150
O'Fallon, Missouri 63368
Ph. (636) 265-2710
Fax (636) 695-3195
www.lombardohomesstlouis.com

SANITARY SEWER DETAILS

P+Z No.	P&Z NO
City No.	15-162-SP
Date:	3/01/2017
Job No.	14-10-348

Page No.
DTL-4
IMP

"Final Plan" Approval Date: October 1, 2015 (31-15.01)

Drawing name: V:\14103-48 Mollison Tract\Drawings\Engineering\Improvements\03-48 IMP-Details.dwg Plotted on: Mar 01, 2017 - 11:13am Plotted by: bmoltor