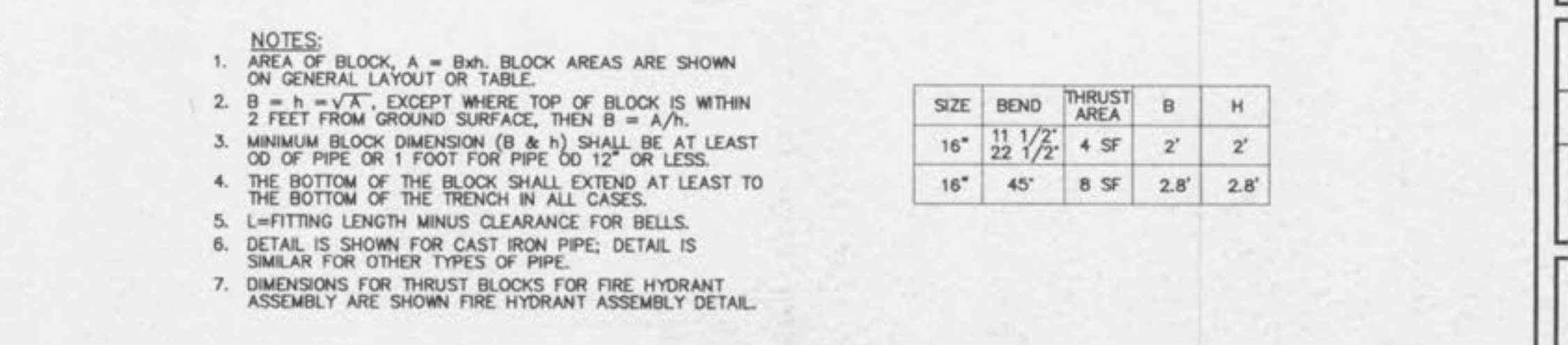
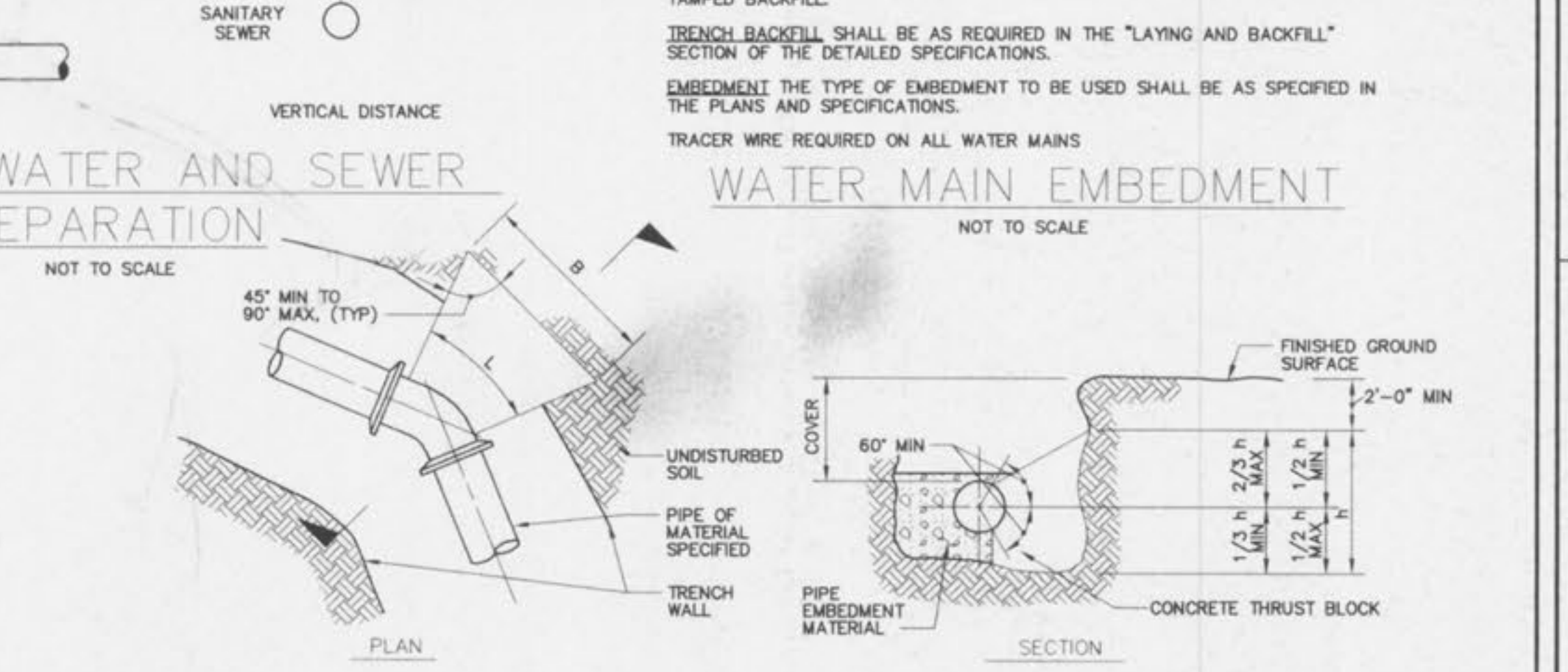
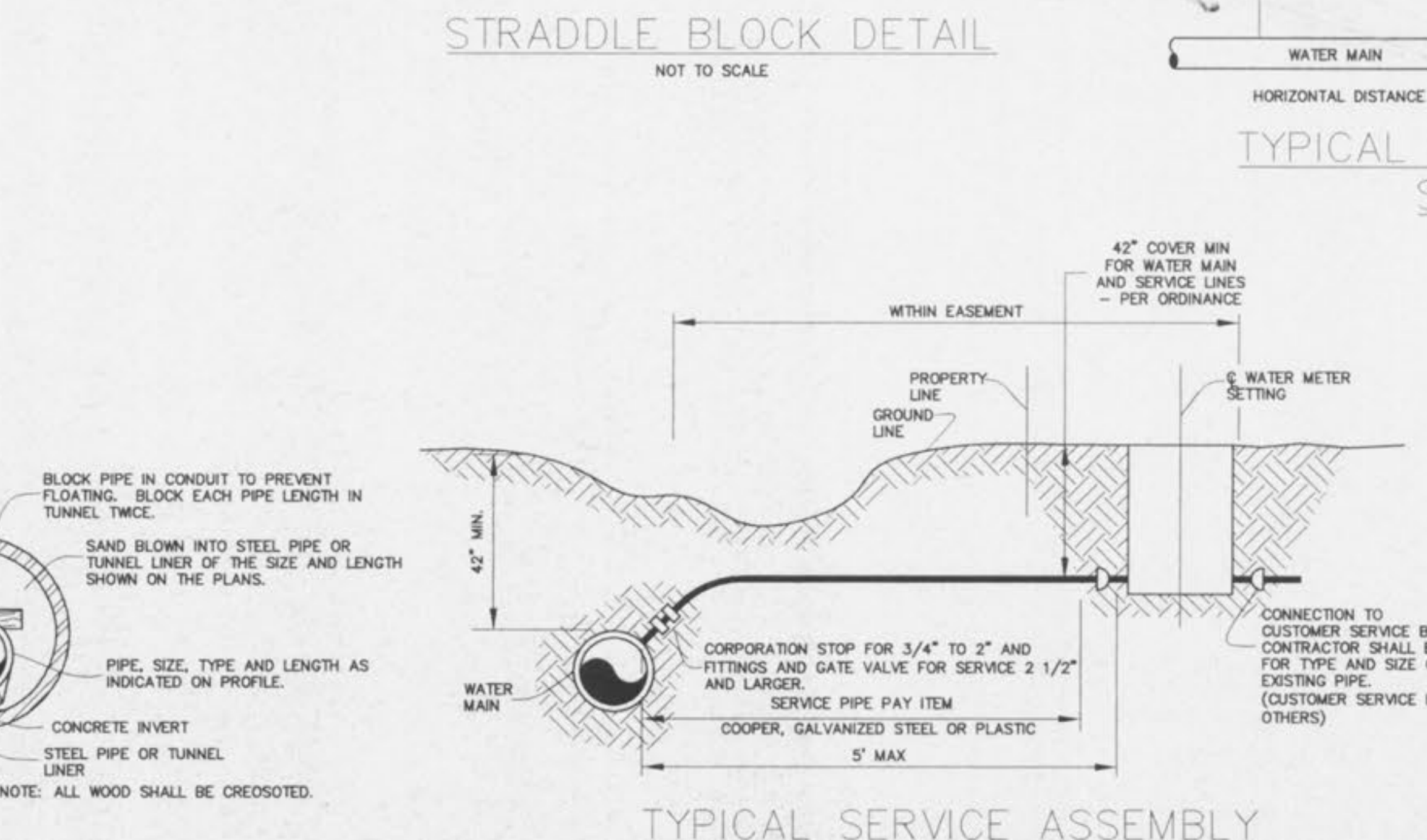
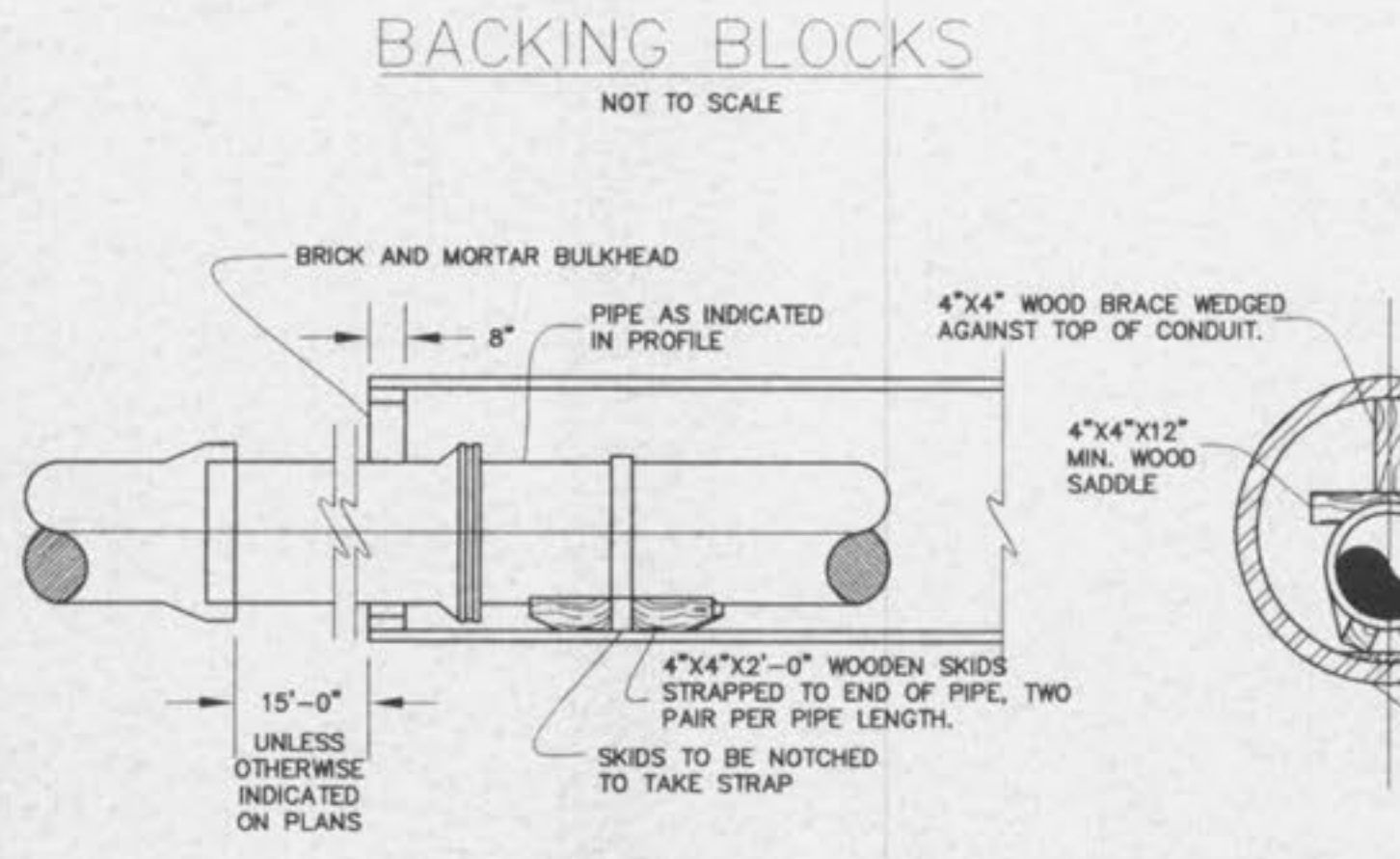


| BENDS | "b" | "c" | "d" | "e" | "f" |
|-------------|-----|-----|-----|-----|-----|
| 6"-11 1/4" | 8" | 15" | 12" | 24" | 10" |
| 6"-22 1/2" | 8" | 19" | 12" | 24" | 13" |
| 6"-45" | 8" | 30" | 12" | 24" | 14" |
| 6"-90" | 8" | 30" | 12" | 24" | 27" |
| 8"-11 1/4" | 8" | 20" | 12" | 24" | 10" |
| 8"-22 1/2" | 8" | 22" | 12" | 24" | 17" |
| 8"-45" | 8" | 30" | 12" | 24" | 24" |
| 8"-90" | 8" | 38" | 12" | 24" | 36" |
| 12"-11 1/4" | 8" | 30" | 12" | 24" | 15" |
| 12"-22 1/2" | 8" | 35" | 12" | 24" | 25" |
| 12"-45" | 8" | 40" | 12" | 24" | 40" |
| 12"-90" | 8" | 60" | 12" | 24" | 52" |

| TEES | "g" | "h" | "i" | "k" |
|-------------|-----|-----|-----|-----|
| 6"x6"x6" | 12" | 24" | 24" | 18" |
| 8"x8"x8" | 12" | 24" | 24" | 18" |
| 8"x8"x8" | 12" | 24" | 24" | 24" |
| 12"x12"x6" | 12" | 24" | 24" | 18" |
| 12"x12"x8" | 12" | 24" | 24" | 24" |
| 12"x12"x12" | 12" | 36" | 24" | 36" |

| CUBIC FEET OF CONCRETE REQUIRED | BEND | 11 1/4" | 22 1/2" | 45 90" |
|---------------------------------|------|---------|---------|--------|
| 6" | 1.7 | 2.4 | 3.5 | 5.5 |
| 8" | 2.1 | 3.1 | 5.0 | 8.5 |
| 12" | 3.7 | 5.9 | 9.7 | 17.5 |

| TEE X | 6" | 8" | 12" | PLUG |
|-------|-----|-----|------|------|
| 6" | 4.0 | ~ | ~ | 4.0 |
| 8" | 4.0 | 5.0 | ~ | 5.0 |
| 12" | 4.0 | 5.5 | 10.5 | 10.5 |



PICKETT RAY & SILVER
 CIVIL ENGINEERS
 PLANNERS
 LAND SURVEYORS

WHITEGATE VILLAS
 ADDITION
 CONSTRUCTION DETAILS

| REVISIONS | NO. | DATE | BY | DESCRIPTION |
|-----------|----------|--------------------|----|-------------|
| 1 | 09-05-02 | PER CITY OF FALLON | | |
| 2 | 09-23-02 | PER CITY OF FALLON | | |

ENGINEER'S AUTHENTICATION
 HAROLD BARTCH
 REGISTERED PROFESSIONAL ENGINEER
 NUMBER E-17751

| DRAWN | DATE |
|---------|----------|
| ABK | 07-15-02 |
| CHECKED | DATE |
| DWD | 07-15-02 |