

| | | | | |
|--------------------------------|---|--------------------------|------|----------|
| GUTTER SUMPS FOR VERTICAL CURB | METROPOLITAN ST. LOUIS SEWER DISTRICT Standard Details of Sewer Construction | Dr. W.S.H. Ch. J.C.K. | 1992 | SHEET 55 |
|--------------------------------|---|--------------------------|------|----------|

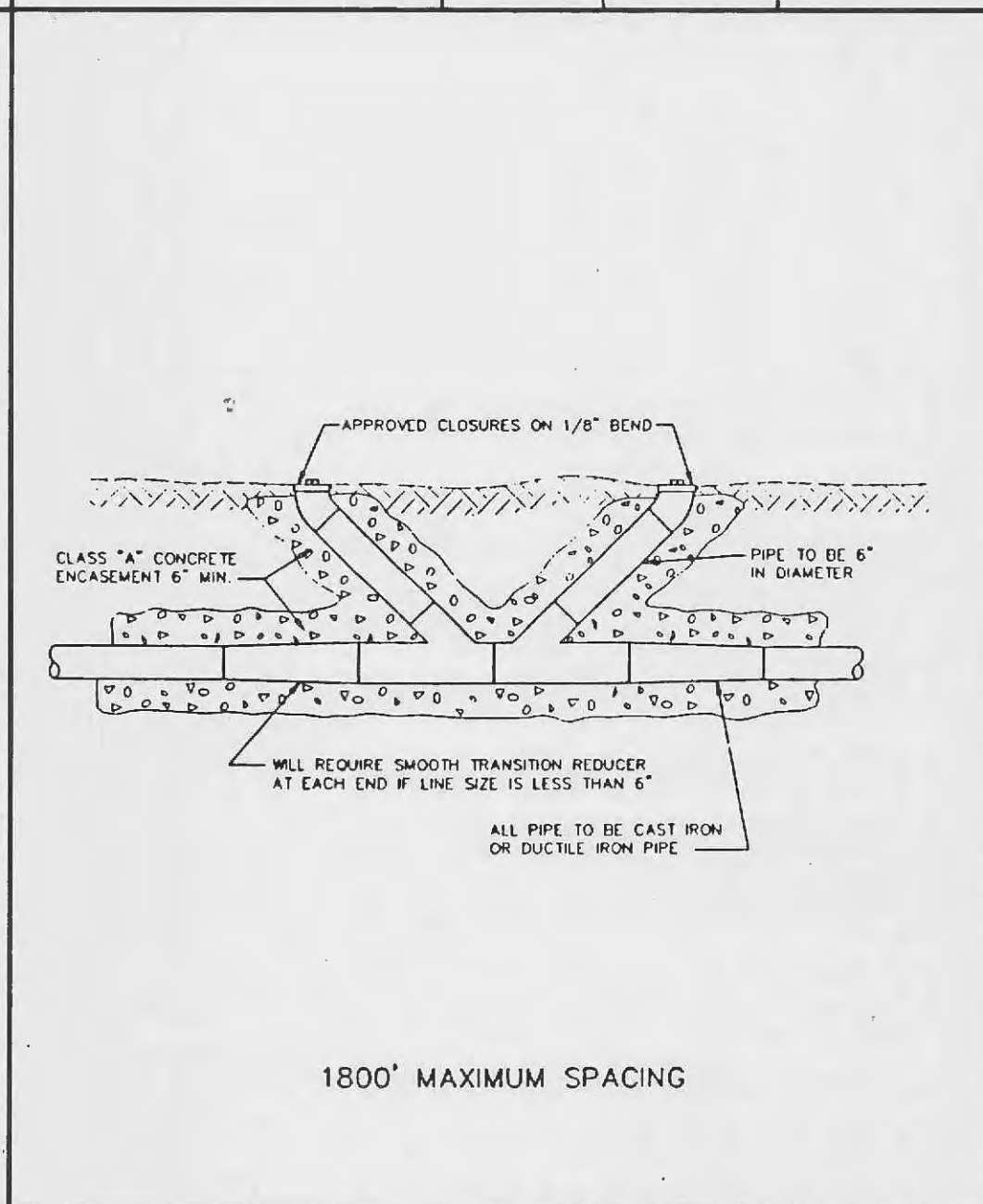
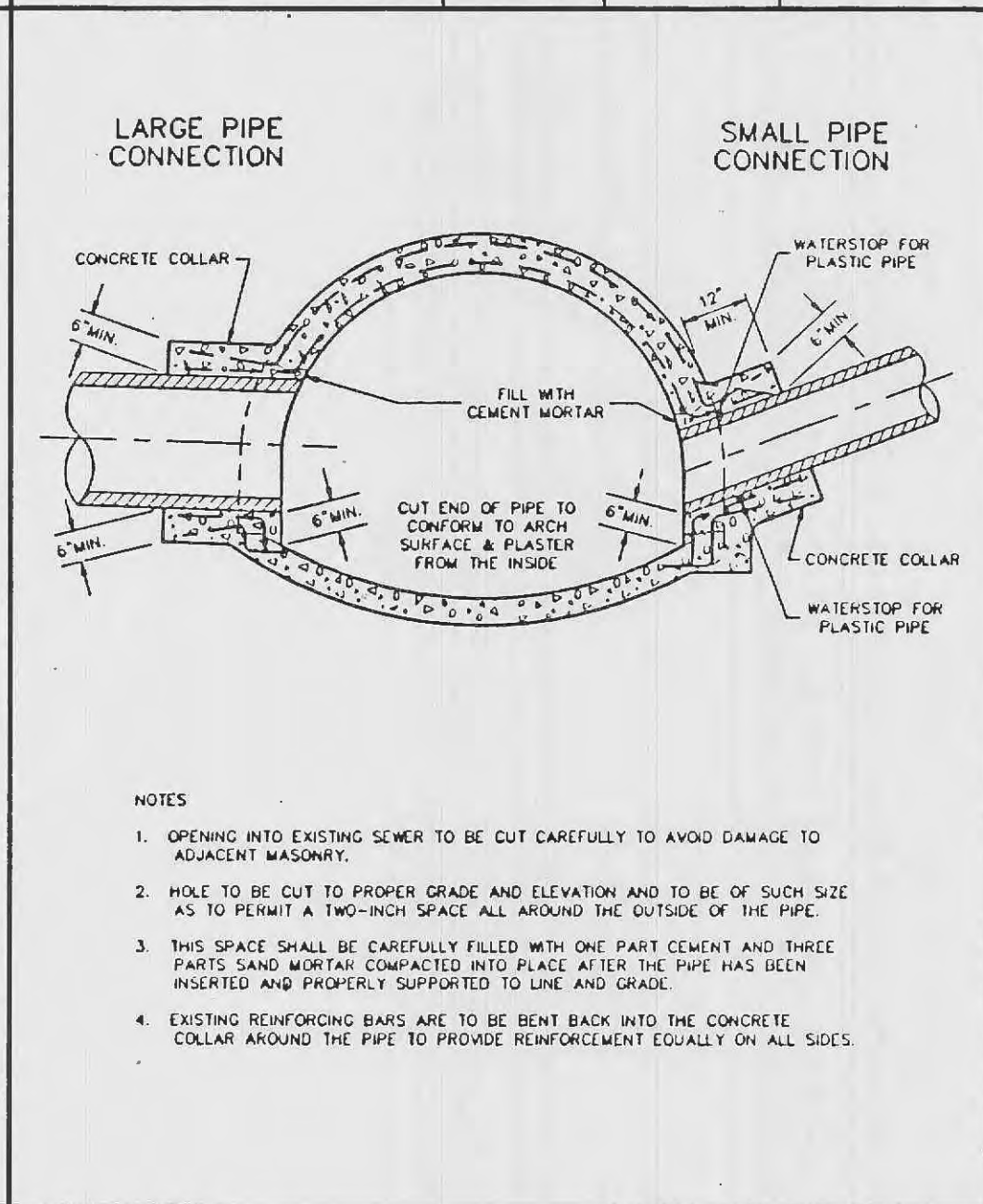
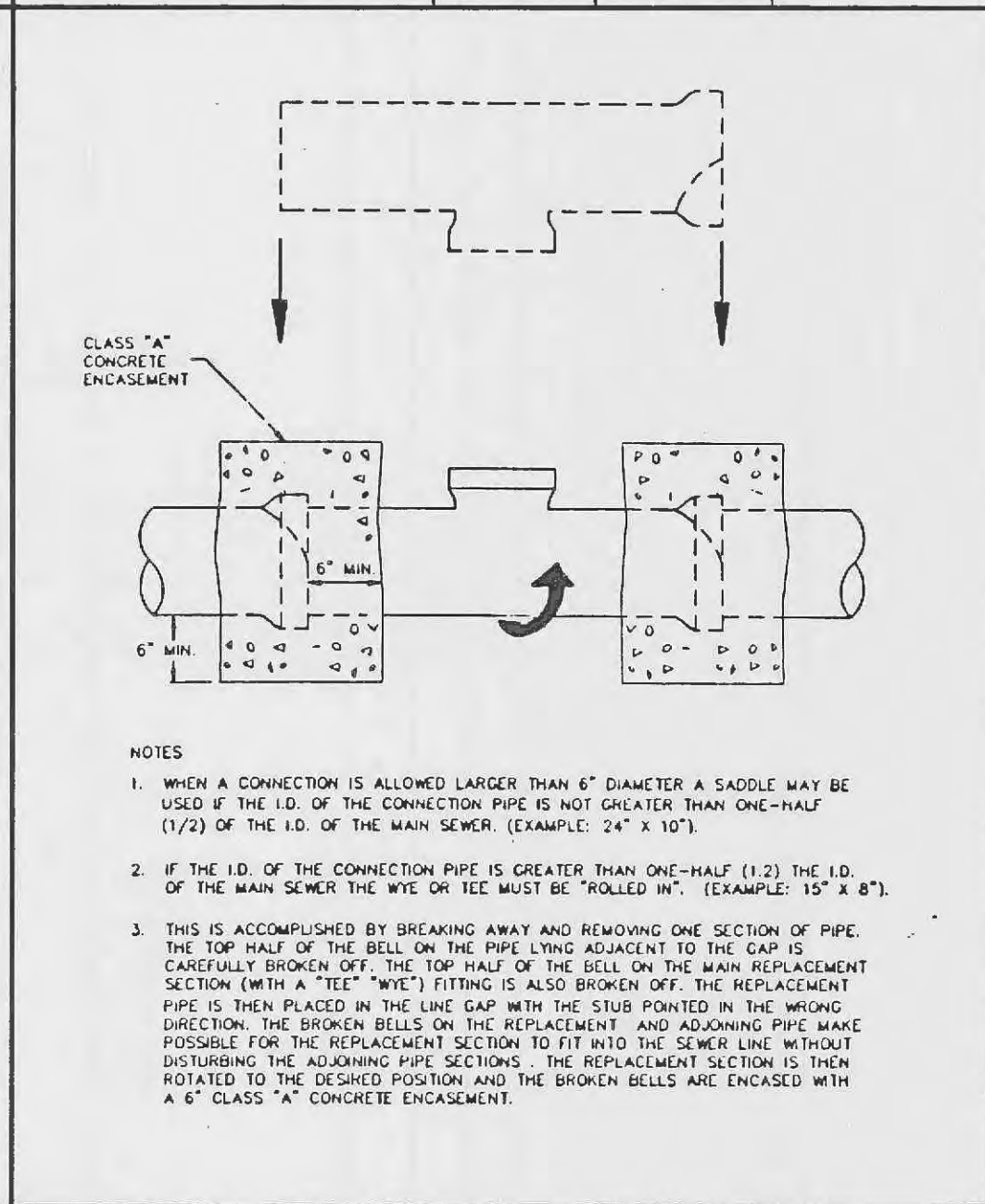
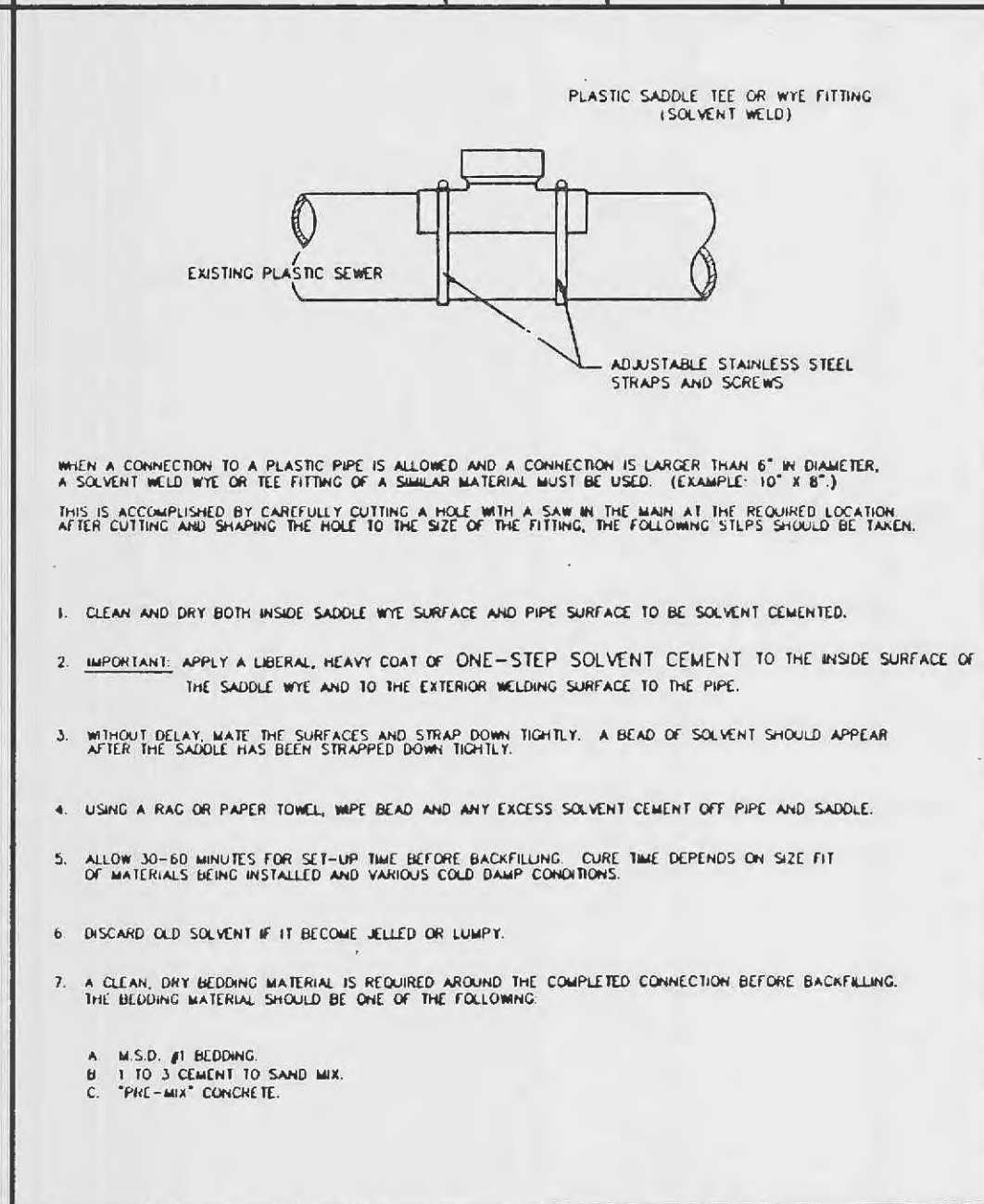
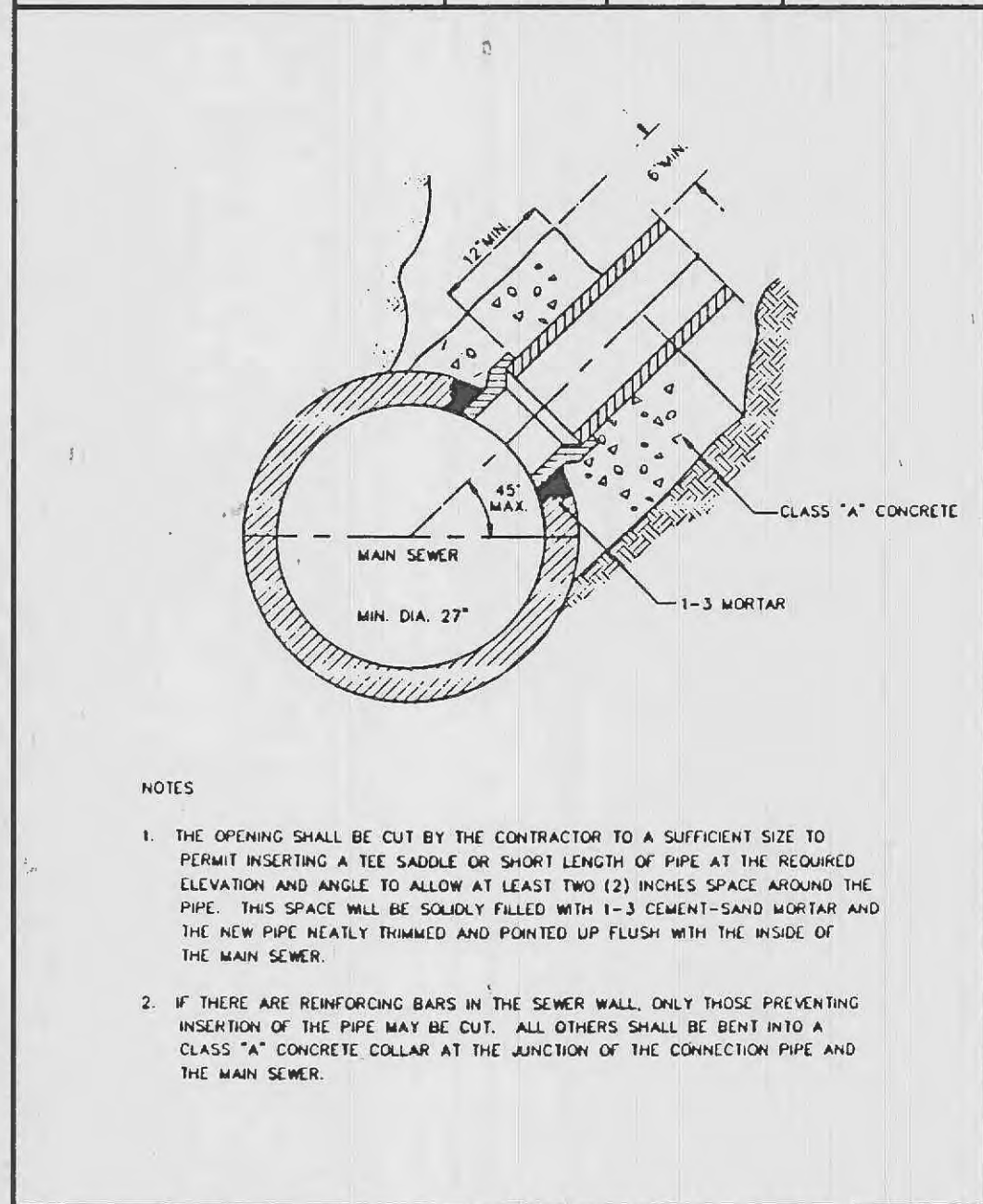
| | | | | |
|--------------------------|---|--------------------------|------|----------|
| GUTTER SUMP FOR LIP CURB | METROPOLITAN ST. LOUIS SEWER DISTRICT Standard Details of Sewer Construction | Dr. R.C.W. Ch. J.C.K. | 1992 | SHEET 56 |
|--------------------------|---|--------------------------|------|----------|

| | | | | |
|--------------------|---|--------------------------|------|----------|
| FLARED END SECTION | METROPOLITAN ST. LOUIS SEWER DISTRICT Standard Details of Sewer Construction | Dr. W.S.H. Ch. J.C.K. | 1992 | SHEET 57 |
|--------------------|---|--------------------------|------|----------|

| | | | | |
|---------------------|---|--------------------------|------|----------|
| STORMWATER CHANNELS | METROPOLITAN ST. LOUIS SEWER DISTRICT Standard Details of Sewer Construction | Dr. R.C.W. Ch. J.C.K. | 1992 | SHEET 58 |
|---------------------|---|--------------------------|------|----------|

| | | | | |
|---|---|--------------------------|------|----------|
| HOUSE CONNECTION TO EXISTING TEE OR WYE | METROPOLITAN ST. LOUIS SEWER DISTRICT Standard Details of Sewer Construction | Dr. D.A.B. Ch. J.C.K. | 1992 | SHEET 59 |
|---|---|--------------------------|------|----------|

| | | | | |
|-------------|---|--------------------------|------|----------|
| MACHINE TAP | METROPOLITAN ST. LOUIS SEWER DISTRICT Standard Details of Sewer Construction | Dr. W.S.H. Ch. J.C.K. | 1992 | SHEET 60 |
|-------------|---|--------------------------|------|----------|



| | | | | |
|---|---|--------------------------|------|----------|
| HOUSE CONNECTIONS ALLOWED BY TEE SADDLE | METROPOLITAN ST. LOUIS SEWER DISTRICT Standard Details of Sewer Construction | Dr. D.A.B. Ch. J.C.K. | 1992 | SHEET 61 |
|---|---|--------------------------|------|----------|

| | | | | |
|--|---|--------------------------|------|----------|
| 8" (& LARGER) CONNECTION TO PLASTIC MAIN | METROPOLITAN ST. LOUIS SEWER DISTRICT Standard Details of Sewer Construction | Dr. D.A.B. Ch. J.C.K. | 1992 | SHEET 62 |
|--|---|--------------------------|------|----------|

| | | | | |
|--|---|--------------------------|------|----------|
| "ROLL-IN" (FOR EXISTING CLAY OR CONCRETE PIPE) | METROPOLITAN ST. LOUIS SEWER DISTRICT Standard Details of Sewer Construction | Dr. D.A.B. Ch. J.C.K. | 1992 | SHEET 63 |
|--|---|--------------------------|------|----------|

| | | | | |
|-----------------------------|---|--------------------------|------|----------|
| CONNECTIONS TO LARGE SEWERS | METROPOLITAN ST. LOUIS SEWER DISTRICT Standard Details of Sewer Construction | Dr. W.S.H. Ch. J.C.K. | 1992 | SHEET 64 |
|-----------------------------|---|--------------------------|------|----------|

| | | | | |
|---|---|--------------------------|------|----------|
| FORCE MAIN CLEANOUT (6" DIA. & SMALLER) | METROPOLITAN ST. LOUIS SEWER DISTRICT Standard Details of Sewer Construction | Dr. R.C.W. Ch. J.C.K. | 1992 | SHEET 65 |
|---|---|--------------------------|------|----------|

| | | | | |
|--|---|--------------------------|------|----------|
| TONGUE AND GROOVE CONCRETE PIPE JOINTS | METROPOLITAN ST. LOUIS SEWER DISTRICT Standard Details of Sewer Construction | Dr. D.A.B. Ch. J.C.K. | 1992 | SHEET 66 |
|--|---|--------------------------|------|----------|