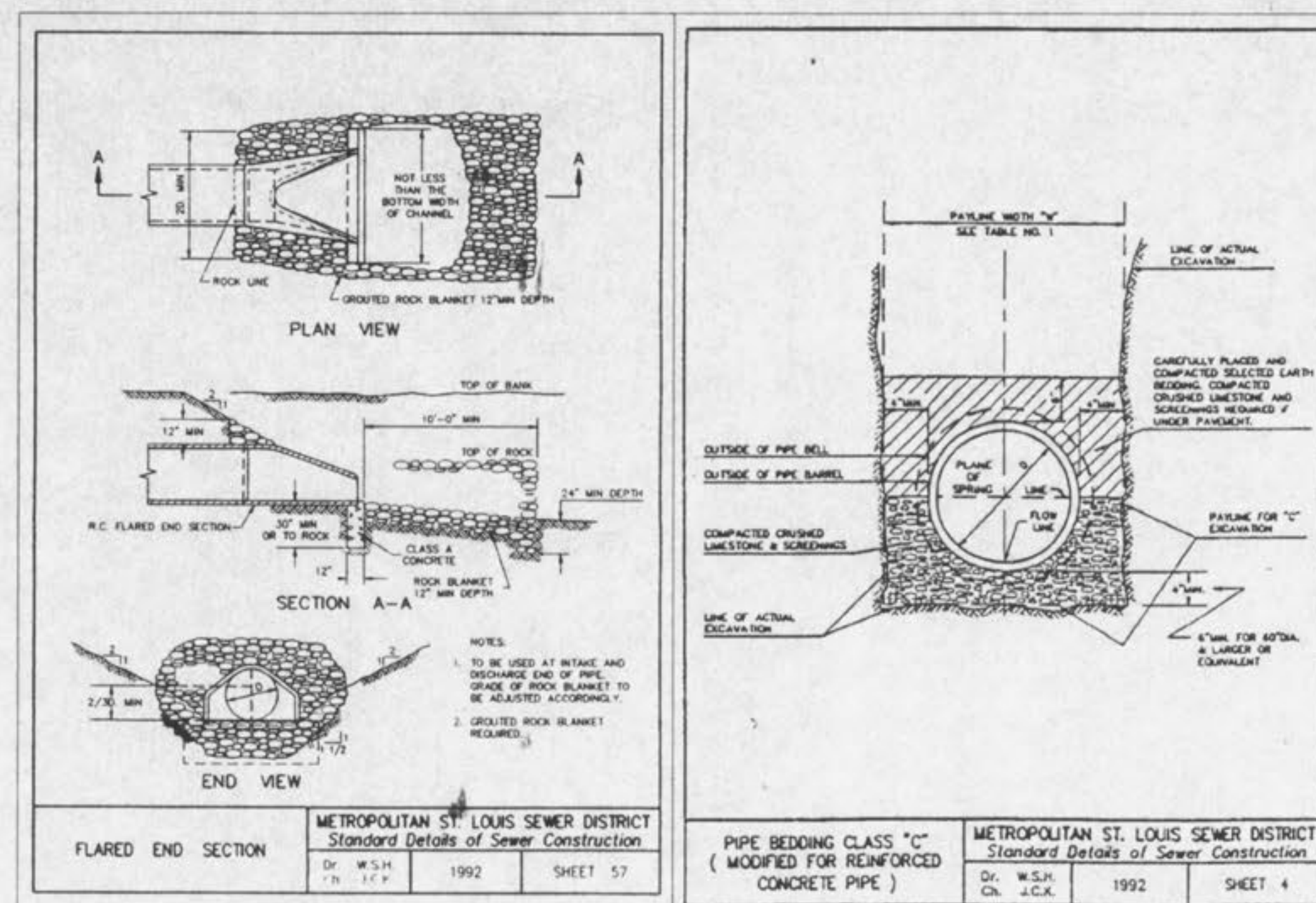


CONSTRUCTION SPECIFICATIONS

1. Stone Size - Use 2" stone, or reclaimed or recycled concrete equivalent.
2. Length - As required, but not less than 50 feet (except on a single residence lot where a 30 foot minimum length would apply).
3. Thickness - Not less than six (6) inches.
4. Width - Twenty (20) foot minimum, but not less than the full width at points where ingress or egress occurs.
5. Filter Cloth - Will be placed over the entire area prior to placing of stone. Filter will not be required on a single family residence lot.
6. Surface Water - All surface water flowing or diverted toward construction entrances shall be piped across the entrance. If piping is impractical, a mountable berm with 3:1 slopes will be permitted.
7. Maintenance - The entrance shall be maintained in a condition which will prevent tracking or flowing of sediment onto public rights-of-way. This may require periodic top dressing with additional stone as conditions demand and repair and/or cleanout of any measures used to trap sediment. All sediment spilled, dropped, washed or tracked onto public rights-of-way must be removed immediately.
8. Washing - Wheels shall be cleaned to remove sediment prior to entrance onto public rights-of-way. When washing is required, it shall be done on an area stabilized with stone and which drains into an approved sediment trapping device.
9. Periodic inspection and needed maintenance shall be provided after each rain.

**STABILIZED CONSTRUCTION ENTRANCE/WASHDOWN AREA**

NOT TO SCALE

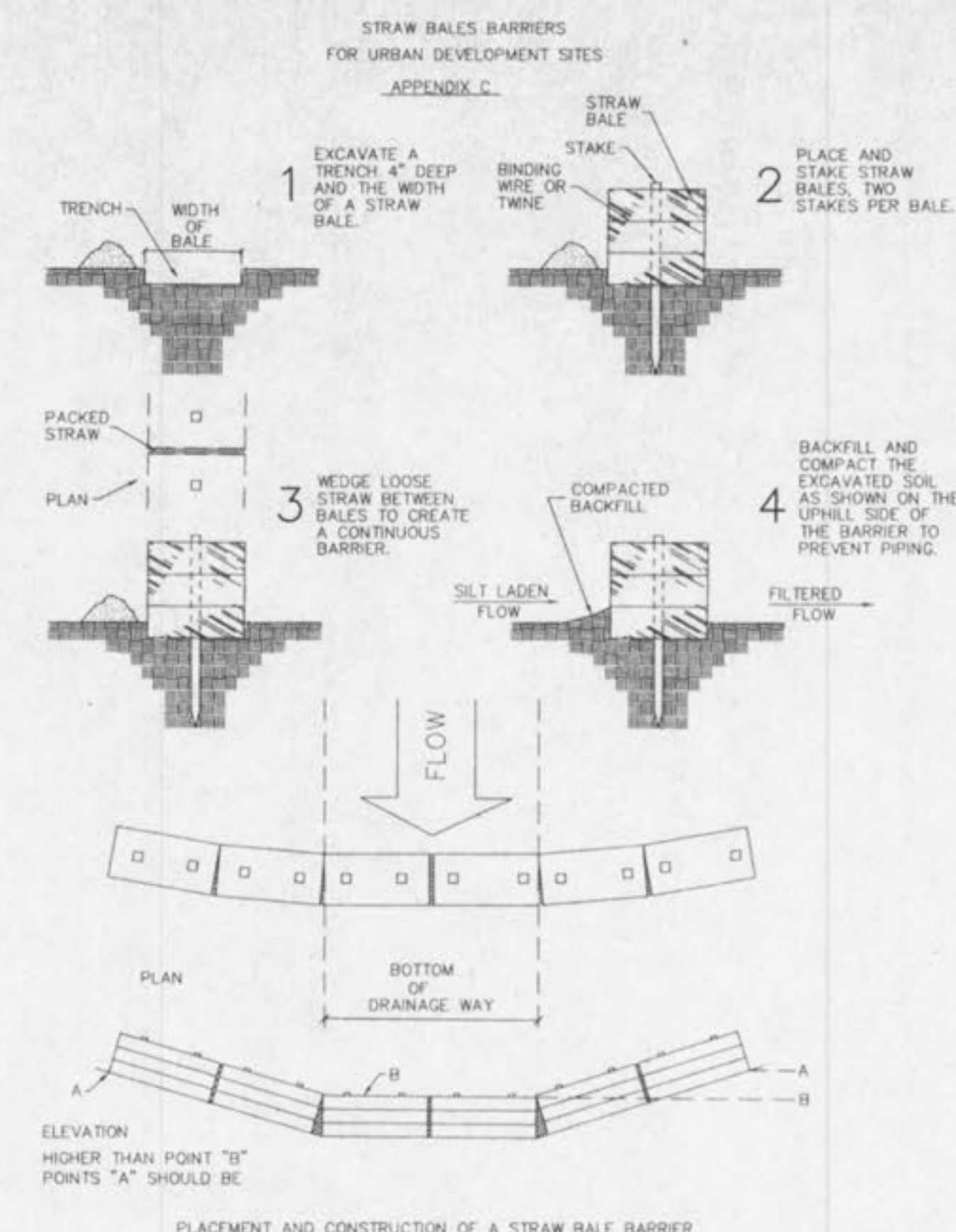


FLARED END SECTION METROPOLITAN ST. LOUIS SEWER DISTRICT Standard Details of Sewer Construction

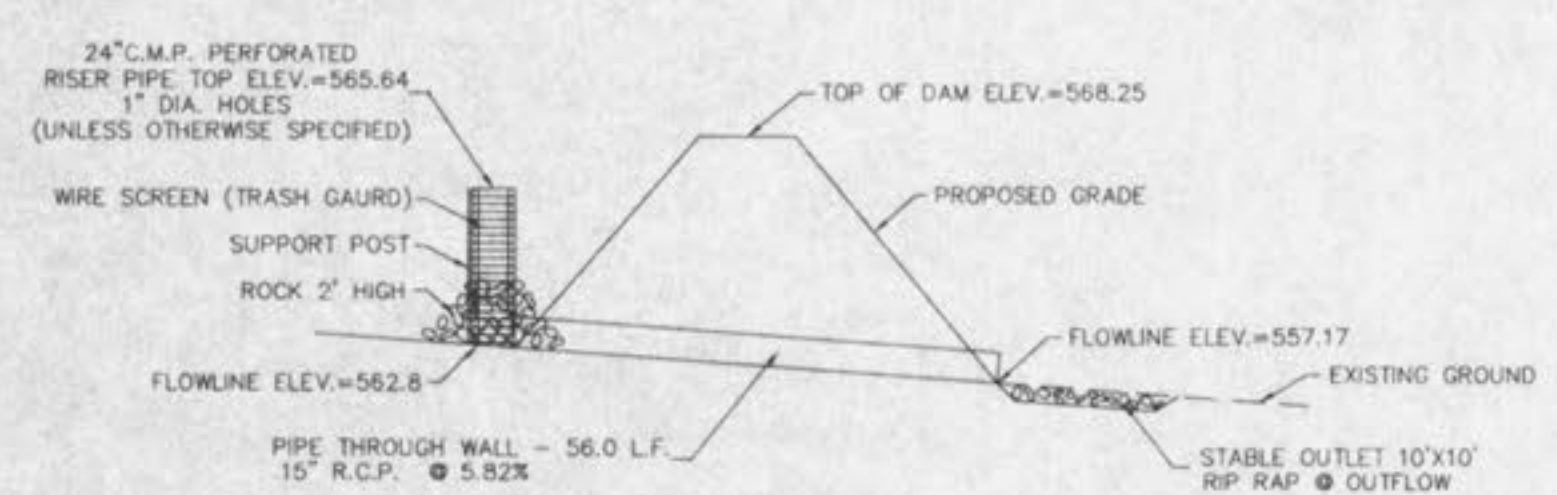
Dr. W.S.H.	1992	SHEET 57
------------	------	----------

PIPE BEDDING CLASS "C" (MODIFIED FOR REINFORCED CONCRETE PIPE) METROPOLITAN ST. LOUIS SEWER DISTRICT Standard Details of Sewer Construction

Dr. W.S.H.	1992	SHEET 4
------------	------	---------



PLACEMENT AND CONSTRUCTION OF A STRAW BALE BARRIER



**TEMPORARY SEDIMENT BASIN DETAIL**

NOT TO SCALE

NOTE: PAINT MARK @ ELEV. 564.84 (0.7 FEET BELOW RISER CREST ELEV.) FOR CLEANOUT OF SEDIMENT BASIN.  
DETENTION BASIN SHALL BE USED FOR TEMPORARY SEDIMENT BASIN.

UNAPPROVED PLANS  
SUBJECT TO CHANGE

E:\wp01-2987a-11100r-1100r-welding\construction\2987a.dwg, Thu, Nov 30 13:57:52 2000, 514.8