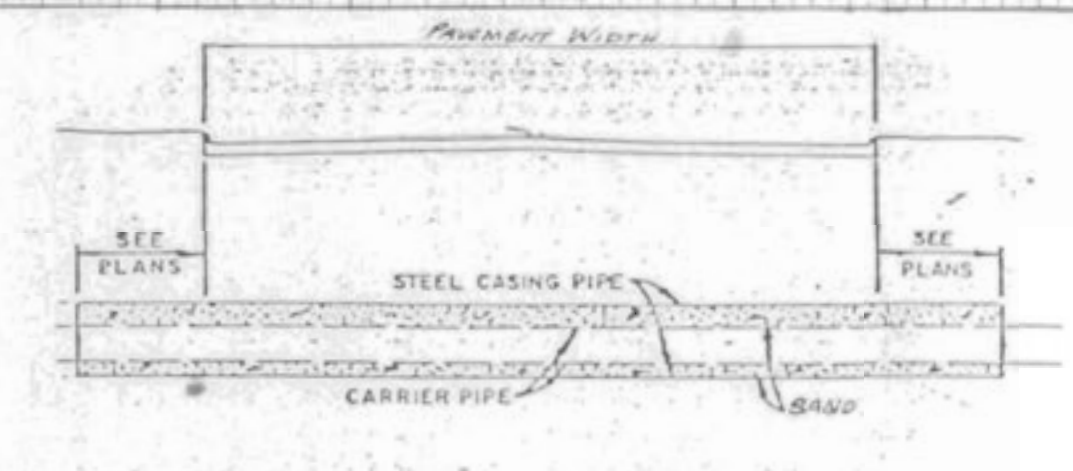
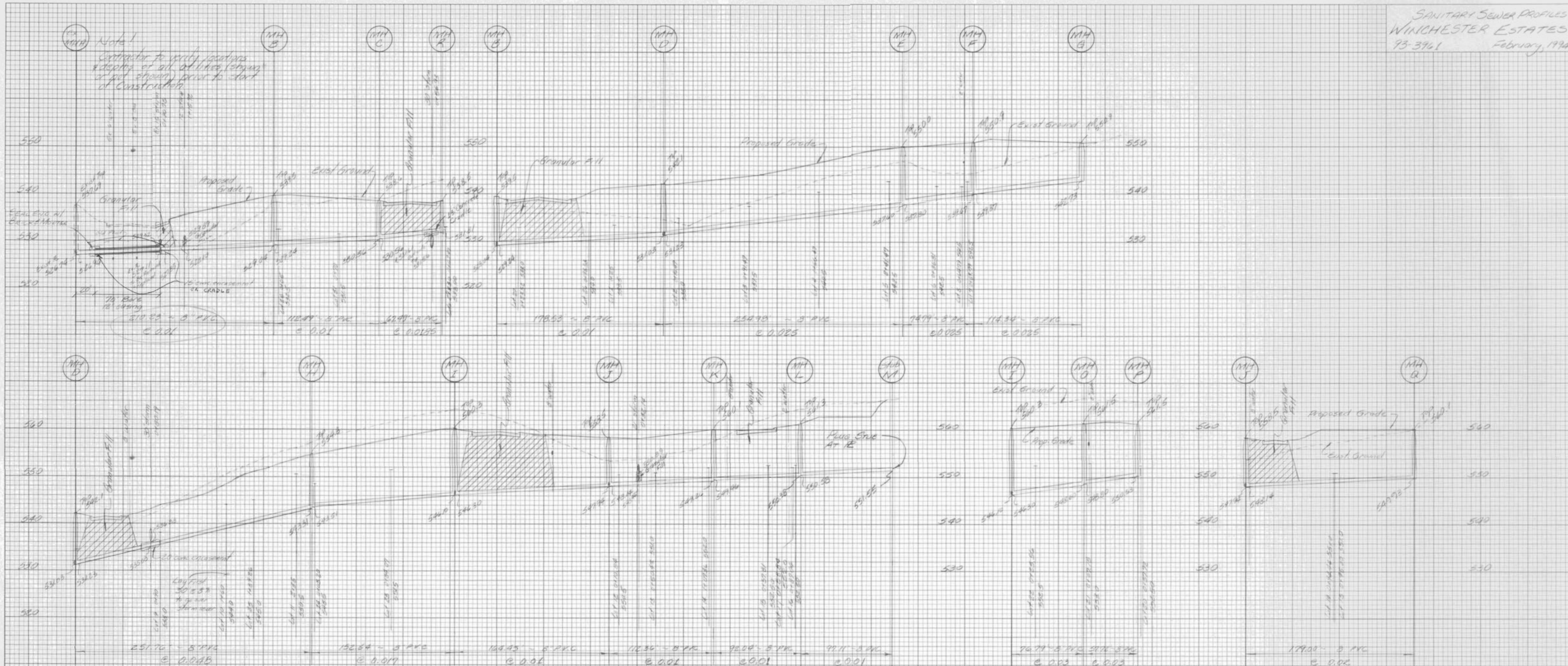


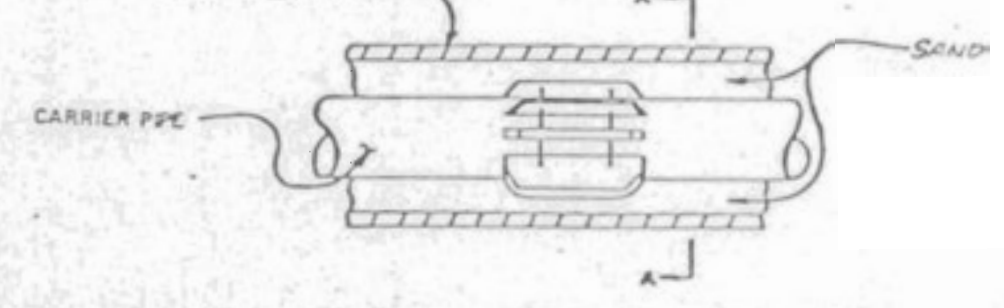
FINAL SURVEY PLOTTED  
NOTE BOOK TEMPLATE NO. AREAS CHECKED

ORIGINAL SURVEY PLOTTED  
NOTE BOOK TEMPLATE NO. AREAS CHECKED

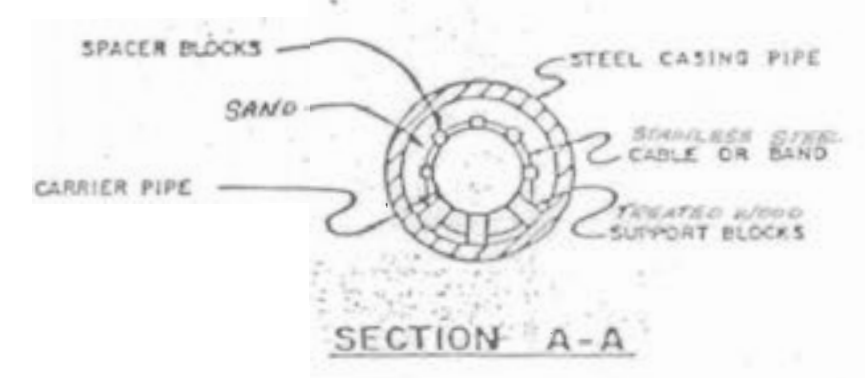


**BORING DETAIL**

- NOTES:
1. INSIDE DIAMETER OF CASING PIPE TO BE MINIMUM OF 4" GREATER THAN COUPLING DIAMETER OF CARRIER PIPE.
  2. ENCASMENTS TO BE INSTALLED UNDER THE ROAD BY MEANS OF JACKING IT THROUGH, OR BY DRY-BORING A HOLE THAT WILL RECEIVE THE CASING WITH A SNUG FIT.
  3. THE OUTSIDE DIAMETER OF THE CASING SHALL NOT BE LESS THAN, NOR MORE THAN ONE INCH GREATER THAN THE BORED HOLE.
  4. THE ANNULAR SPACE BETWEEN THE CASING PIPE AND THE BORED HOLE SHALL BE FILLED WITH SAND.
  5. SEAL JOINTS OF CASING WITH MORTAR AND OIL.



SUPPORT OF CARRIER PIPE OR FORCE MAIN IN CASING



**SECTION A-A**

Scale: 1" = 50' Hor.  
1" = 10' Vert.