STANDARD METER INSTALLATION

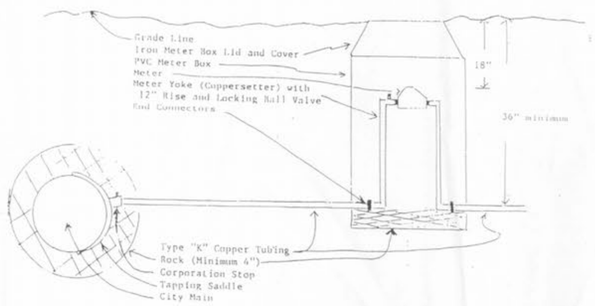

MATERIAL LIST - 1" WATER METER SERVICE

1" Sensus SRII MTR, TRPL, 100 GL PLAS BNT

1" Meter Yoke with 12" Rise and Locking Ball Valve (B2404-1")

1" Corporation Stop (B25008-1")

2 - 1" End Connectors, Compression (H-14227-1")

20 6150 MTR Box Cover LN w/TR

20" x 30" Meter Tile (MIDSTATES)

1" x 8" Tapping Saddle, PVC (H13433-1")

1" x 10" Tapping Saddle, PVC (H13434-1")

1" x 6" Tapping Saddle, PVC

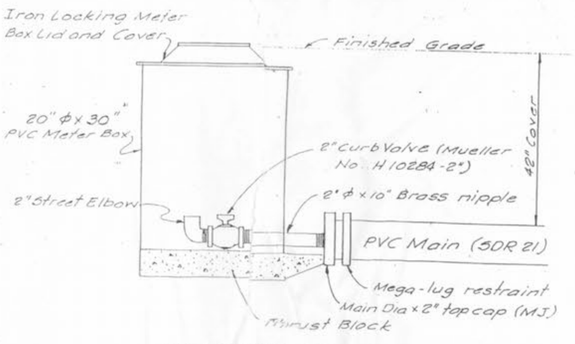

STANDARD BLOW-OFF

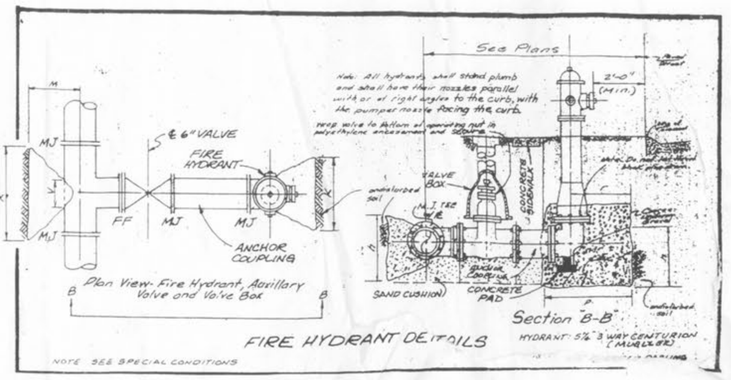

FIRE HYDRANT DETAILS

NOTE SEE SPECIAL CONDITIONS

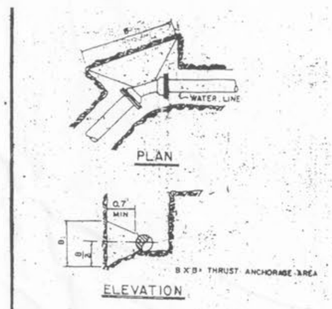

DETAILS
THRUST BLOCK FOR HORIZONTAL OFFSETS

PIPE DIA	90° BENDS		45° BENDS		22.5° BENDS		WYES & TEES	
DIM.	B	D	B	D	B	D	B	D
2"	1.0	0.7	1.0	0.7	1.0	0.7	1.0	0.7
3"	1.0	0.7	1.0	0.7	1.0	0.7	1.0	0.7
4"	1.0	0.7	1.0	0.7	1.0	0.7	1.0	0.7
6"	1.4	1.0	1.0	1.0	1.0	1.0	1.8	1.0
8"	1.8	1.0	1.4	1.0	1.0	1.0	2.2	1.0
10"	2.3	1.2	1.7	1.2	1.2	1.2	2.7	1.2
12"	2.7	1.4	2.0	1.4	1.4	1.4	3.2	1.4
14"	3.2	1.5	2.4	1.5	1.5	1.5	3.8	1.5
16"	3.6	1.7	2.7	1.7	1.9	1.7	4.3	1.7

ISTURBED ARTH

16" SOLID RETE BLOCK

Dimensions are in feet. Use above thrust block dimensions unless poor soil conditions (organic, saturated clay, etc.) dictate larger thrust area center of mina

THRUST BLOCKS
NOT TO SCALE

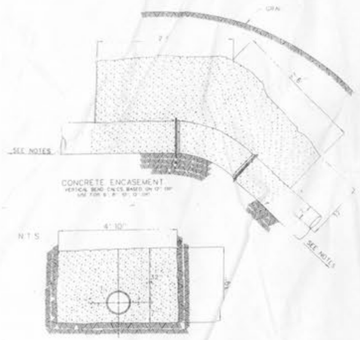

MAX GRADE CHANGE 4:1 SLOPE

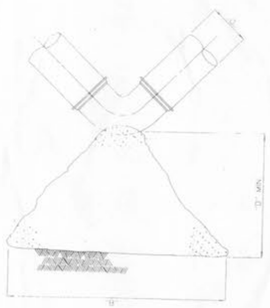

PLAN VIEW 90° BEND

NOTE:
IF AMERICAN DARLING FIRE HYDRANTS ARE TO BE USED, THE CONTRACTOR SHALL FURNISH TO THE CITY REPAIR PARTS (REBUILD KITS) AND WRENCHES FOR SEAT REMOVAL

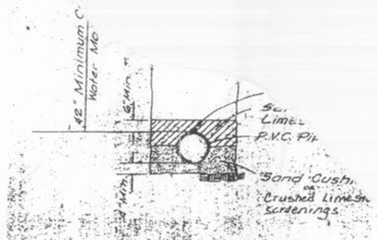

TRENCH DETAIL