



GENERAL NOTES


1. 6" VERTICAL CURBING IS SHOWN, AS REQUIRED, ALONG THE PERIMETER OF THE PAVED AREAS AND AT THE END OF PARKING AISLES.
2. PARKING LOT TO BE STRIPED WITH WHITE PAINT ON ASPHALT OR YELLOW PAINT ON CONCRETE, 4" WIDE. PAINT SHALL BE SHERWIN WILLIAMS "PROMAR TRAFFIC MARKING" OR ENTERPRISE LATEX TRAFFIC MARKING PAINT.
3. CONTRACTOR SHALL COORDINATE AND COMPLY WITH ALL UTILITY COMPANIES INVOLVED IN THE PROJECT.
4. ALL DIMENSIONS ARE TO BACK OF CURB OR FACE OF THICKENED SIDEWALK UNLESS OTHERWISE NOTED. DIMENSIONS SHOWN ARE TO CENTERLINE OF PIPE OR FITTING.
5. LOCATION OF SITE UTILITIES SHALL BE VERIFIED BY GENERAL CONTRACTOR AND THE PROPER UTILITY COMPANY PROVIDING SERVICE.
6. GENERAL CONTRACTOR WILL BE RESPONSIBLE FOR ALL TAP AND TIE ON FEES REQUIRED, AS WELL AS COST OF UNDERGROUND SERVICE CONNECTIONS TO THE BUILDING.
7. AMERENUE SHALL SUPPLY ALL ELECTRIC CONDUIT TO CONTRACTOR FOR THE CONTRACTOR TO INSTALL. AMERENUE SHALL SUPPLY AND PULL ELECTRIC CONDUCTORS FROM R/W TO TRANSFORMERS.
8. THE STREET LIGHT AT THE ENTRANCE AND WOODLAWN AVENUE WILL BE PUBLIC AND THE MATERIALS WILL NEED TO BE PURCHASED FROM AMERENUE FOR THE INSTALLATION OF THE PUBLIC LIGHT. THE CONDUIT AND ALL OTHER APPURTENANCES ASSOCIATED WITH THE PUBLIC STREET LIGHT WILL BE REQUIRED TO BE SHOWN ON THE AS BUILT PLAN. PLEASE COORDINATE WITH AMERENUE.
9. BUILDINGS ARE DIMENSIONED TO FACE OF STUDS (ADD 5" FOR BRICK AND FACING).
10. SIGHT DISTANCE MEASURED 3 1/2' ABOVE PAVEMENT. OBJECTS GREATER THAN 2 FEET IN HEIGHT ABOVE BACK OF CURB AT THE INTERSECTION ARE PROHIBITED.



Engineering Surveys and Services
 Consulting Engineers, Scientists and Land Surveyors
 Analytical and Material Laboratories
 1113 Fey Street, Columbia, Missouri 65201
 573-449-2646 • www.ESS-INC.com
 Other Offices:
 Jefferson City, Missouri • Sedalia, Missouri
 Missouri Engineering Corporation # 200400018



WOODBURY PLACE II
 721 WOODLAWN AVENUE
 O'FALLON, ST. CHARLES COUNTY, MISSOURI



MATTHEW A. KRIETE
 PROFESSIONAL ENGINEER
 PE-2007002811

Date
MAY 23, 2014

Revised
 ① JULY 18, 2014
 ② AUGUST 13, 2014

Design: TOC Drawn: BR

SITE PLAN

Sheet

C2.01