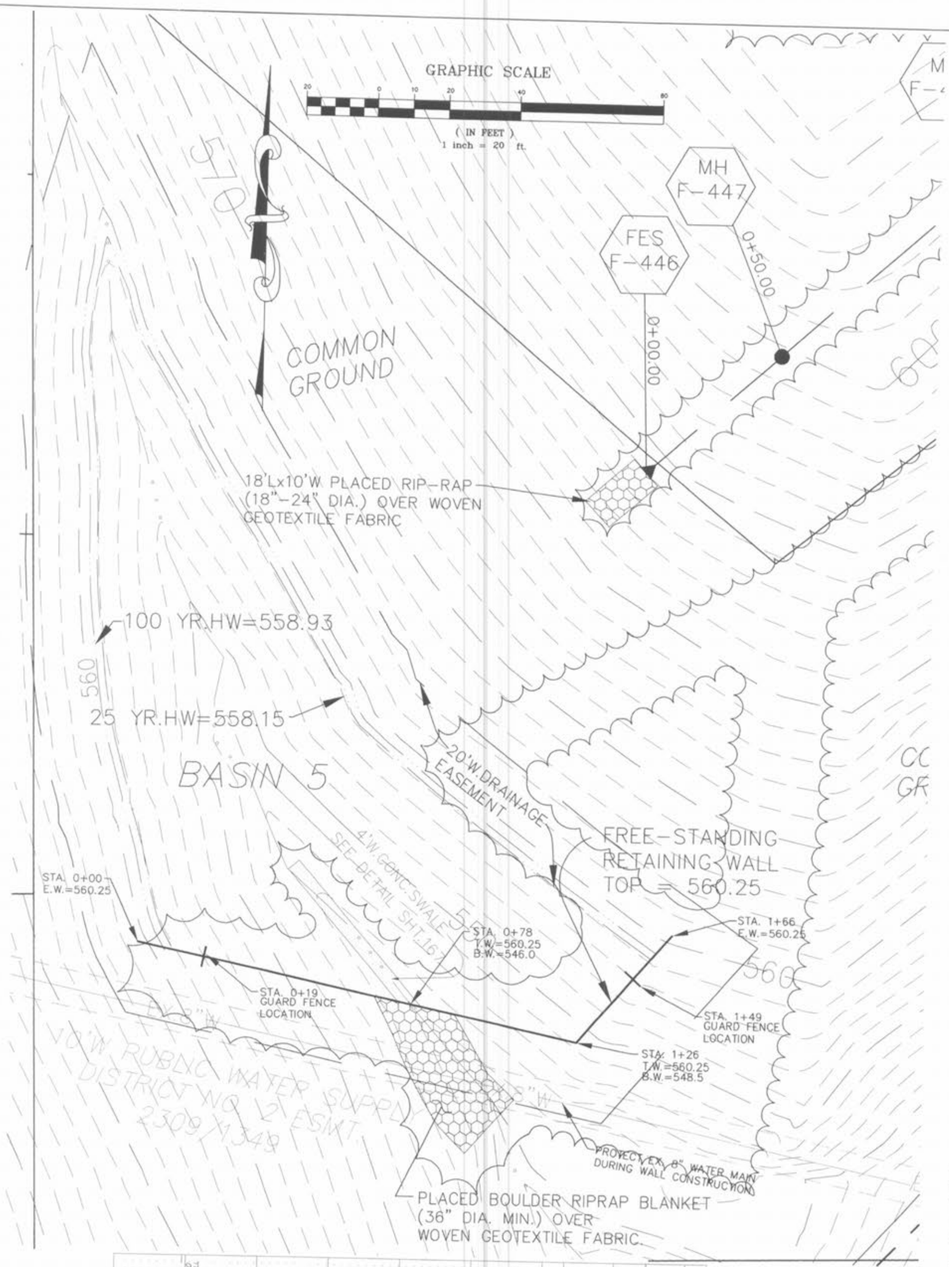

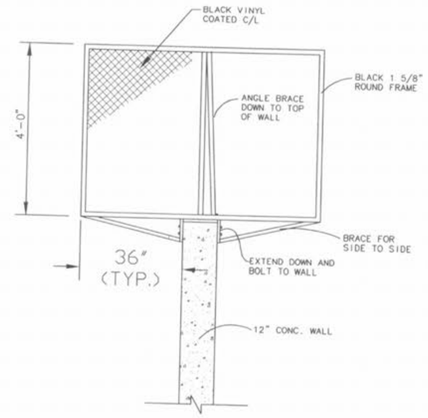

CHAIN-LINK FENCE BARRICADE

NTS

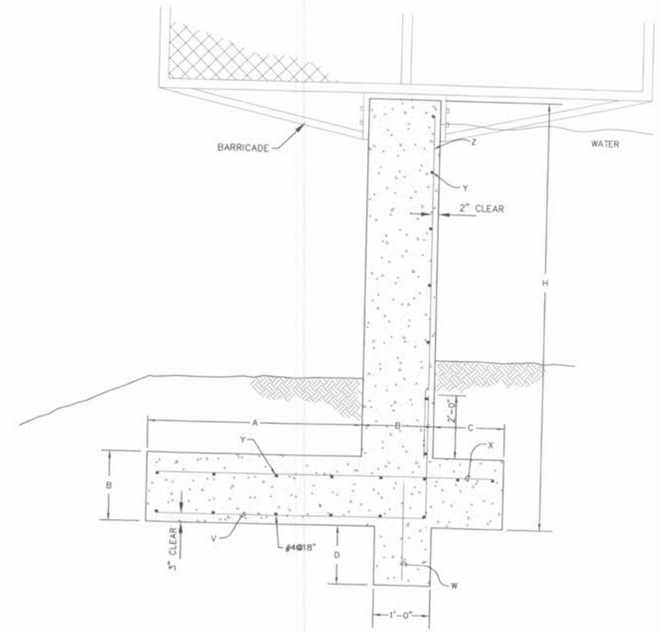

FREE-STANDING RETAINING WALL DETAIL

NTS

WALL HEIGHT H	A	B	C	D	V	W	X	Y	Z
0'-6'	1'-6"	1'-0"	1'-0"	–	#4@12"	–	#4@16"	#4@12"	#4@12"
6.1'-8'	2'-6"	1'-0"	1'-6"	1'-0"	#4@12"	#4@12"	#4@12"	#4@12"	#4@12"
8.1'-10'	4'-3"	1'-0"	2'-0"	1'-0"	#5@12"	#4@12"	#4@12"	#4@12"	#5@12"
10.1'-12'	5'-6"	1'-2"	2'-1"	1'-6"	#5@12"	#5@12"	#4@12"	#4@8"	#6@12"
12.1'-14'	7'-0"	1'-4"	2'-5"	2'-3"	#6@8"	#5@6"	#5@12"	#5@10"	#6@8"
14.1'-16'	8'-9"	1'-6"	2'-6"	3'-0"	#6@6"	#6@10"	#6@12"	#6@12"	#6@6"

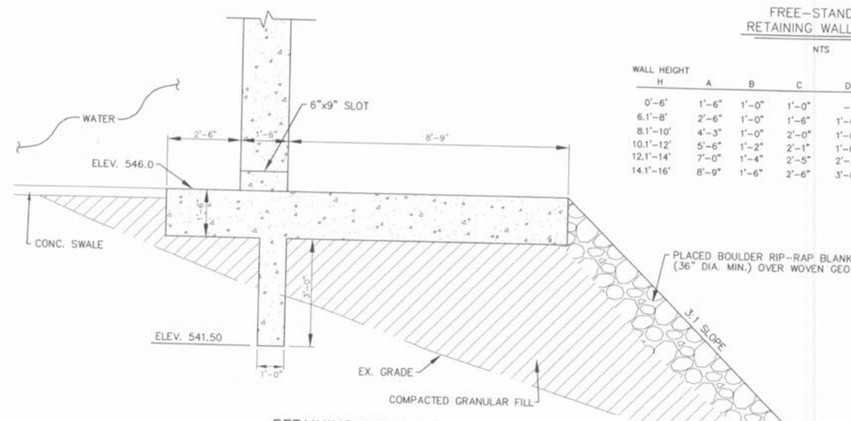

RETAINING WALL SECTION

NTS

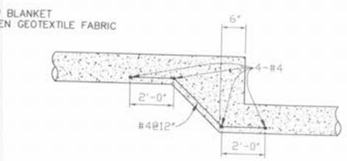

FOOTING STEP DETAIL

N.T.S.

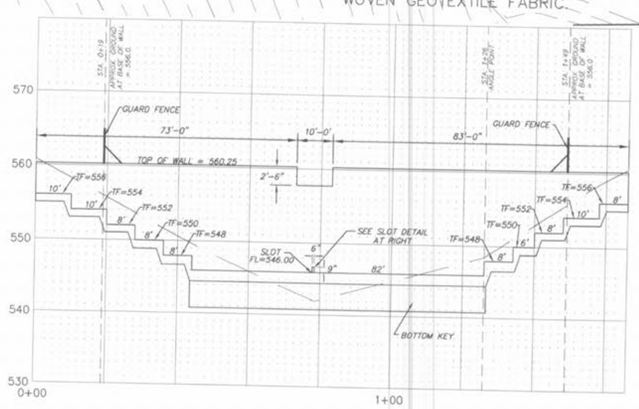

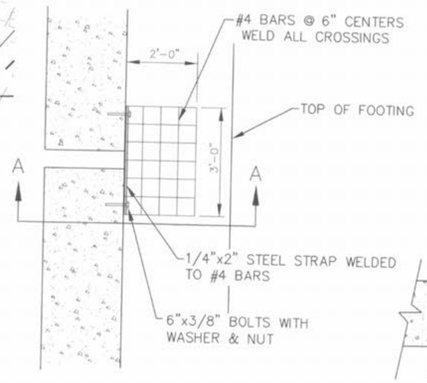

PLAN VIEW

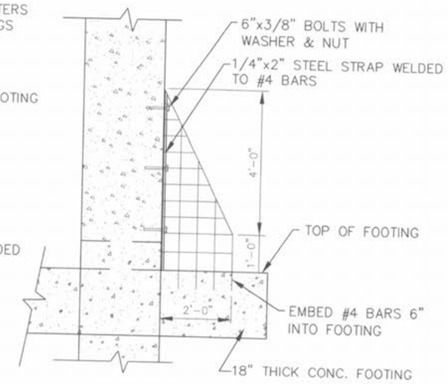

SECTION A-A

TRASH SCREEN DETAIL

NTS

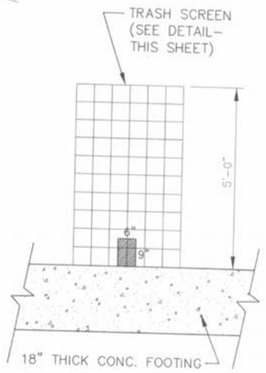

SLOT DETAIL

NTS

PICKETT RAY & SILVER

CIVIL ENGINEERS
PLANNERS
LAND SURVEYORS

333 Mid Rivers Mall Drive
St. Peters, MO 63376
Phone (636) 397-1211
Fax (636) 397-1104

WYNDGATE
VILLAGE F
RETAINING WALL

Prepared For:
SUMMIT POINTE, L.C.
239 FOXHILL ROAD
ST. CHARLES, MO 63301
(636) 940-8977

REVISIONS NO.	DATE	
1	10/25/04	REVISIONS PER CITY COMMENTS
6	02/18/05	REVISED PER CITY OF O'FALLON
8	04/04/05	REVISED PER CITY OF O'FALLON
10	7/18/05	Corrections Per Client

ENGINEERS AUTHENTICATION
The responsibility for professional engineering liability on this project is hereby limited to the set of plans authenticated by the seal, signature, and date hereunder attached. Responsibility is disclaimed for all other engineering plans involved in this project and specifically excludes revisions after this date unless reauthenticated.

PICKETT RAY & SILVER, INC

STATE OF MISSOURI
ELMER
NUMBER E-16146
PROFESSIONAL ENGINEER

7/28/05

DRAWN JEE	DATE 6-29-04
CHECKED DWD	DATE 6-29-04
PROJECT # 01267-SUPO.02R	
TASK # 2	FIELD BOOK

WYNDGATE
VILLAGE F
RETAINING WALL

SHEET 159F OF 174

© Copyright 2004 by Pickett, Ray & Silver Inc.

\\3servernpa\Projects\01267\dwg\01267-PLAN SHEETS VILLAGES F.dwg, 7/28/2005 9:30:01 AM, MIKE K.